

2025

**CSAT
GROUP**

CONSTRUIRE &
SOIGNER
AFRIQUE
TANDIA

HOSPITAL EQUIPMENT CATALOGUE



**CSAT
GROUP**

CONSTRUIRE &
SOIGNER
AFRIQUE
TANDIA

HOSPITAL EQUIPMENT CATALOGUE

© Copyright CSAT GROUP 2025

No part of this catalogue may be copied, distributed, reproduced, scanned or stored on any electronic database, whether in whole or in part in any form or by any means.

Due care has been taken to ensure all the information contained in this catalogue is correct at the time of printing. All measurements, pictures, colours and weight capacities are to be used as a guide only. We reserve the right to modify the design or appearance of any product displayed in this catalogue without prior notice.

Tel.: 00 224 625766776
email : ceo@csatafriqye.org

**CSAT
GROUP**

CONSTRUIRE &
SOIGNER
AFRIQUE
TANDIA

National Coverage

CSAT GROUP have sales specialists and showrooms in more than 50 locations including both capital cities and regional locations across the country. We also have network of partners to ensure our products and service are easily accessible, nationwide.



Our highly qualified equipment specialists and expert sales teams are available to tailor the best solutions for your facility, staff and patients. To get in touch with your nearest sales representative, visit www.csatafrique.org or call **00 224 625766776**

Contents

01	Hospital Beds	5
02	Bedroom Furniture and Seating	11
03	Support Surfaces	23
04	Patient Trolleys	29
05	Patient Hygiene	35
06	Patient Transport and Mobility	45
07	Pressure Relief Chairs	57
08	Sanitisers and Macerators	69
09	Maternity	79
10	Patient Handling: Mobile	83
11	Patient Handling: Ceiling Systems	99
12	Movement and Therapy	107
13	Falls Prevention	111
14	Trolleys and Carts	119
15	Treatment Chairs	137
16	Examination Couches and Equipment	141
17	Workstations on Wheels	147
18	Electronic Medication Management	153
19	Hospital Mortuary and Funeral Home	159
20	Bariatric	169

**CSAT
GROUP**

CONSTRUIRE &
SOIGNER
AFRIQUE
TANDIA

Hospital Beds

CSAT GROUP's hospital beds cater to the specific needs of a busy ward environment. With patient health and comfort in mind, our hospital beds offer an economical and versatile solution for all types of hospitals and medical facilities. High-quality, durable components and robust construction mean these hospital beds are designed to last.

Features include electronic controls, a backup battery, and a myriad of positioning options to reduce manual handling and enhance patient comfort. With the addition of a hospital-grade mattress, these hospital beds are suited for general patient care, rehabilitation, or patients with high-risk care needs.

Choose from a range of hospital beds for sale, including medical beds, hi-lo positioning beds, ward beds and ICU beds.

**CSAT
GROUP**

CONSTRUIRE &
SOIGNER
AFRIQUE
TANDIA

ARIA ICU Bed

The ARIA ICU bed is designed with patient and care staff welfare in mind. It offers integrated features to ease care staff burden whilst creating a comfortable and effective patient support surface.



Incentro System

Combines back and pelvic nullifies horizontal forces, prevents slipping and keeps the body at a 30° angle, optimal for ventilation.

Alarms

Braking Light/Sound Alarm and Automatic Self-Brake Orange Light indicate the unsafe mattress platform height, and green means it is safe. Once connected to power, an alarm sound alerts the nursing staff if the bed remains 'Un-Braked'.



CPR
FUNCTION

WEIGH
SCALE

BATTERY
BACK-UP

DRIVE
WHEEL

BIOCOTE

Antibacterial frame coating for improved infection control

Bed Lengthener

300mm of extension to cater for taller patients

X-Ray Tray

Allows easy x-ray operations to be carried out (available upon request)

Blanket & Nurse Control Panel Holder

Extractable tray for blankets and nurse control panel

Features and Benefits

- Lateral tilting patient surface programmable for individual patient needs between +/- 18°
- Radio transparent patient surface for fluoroscopic examinations
- Intuitive control panels within the gas-assisted folding sides provide fast and effective positioning of the patient support surface.
- Integrated weigh scale
- DeltaDrive powered wheel allows ease of movement of bed by care staff with an easy toggle operation from the head end of the bed
- Accessory bars on both sides of the bed to store accessories such as drainage bags
- Braking light/sound alarm and automatic self-braking for improved safety (available upon request)

SWL
300kg

1 YEAR WARRANTY
Handset

3 YEARS WARRANTY
Electrics

10 YEARS WARRANTY
Frame

Code	BEB050160
Overall Length	2200 - 2500mm
Overall Width	990mm
Overall Height	460-820mm
Backrest Angle	0° - 63°
Knee Break Angle	0° - 30°
Leg Section	-16° - +16° (as against the horizontal)
Trendelenburg +/-	13° / -13°
Castor Size	150mm
Product Weight	185kg
SWL	300kg

Delta Ward Bed

A new generation of beds developed according to the needs of healthcare professionals, with an idea in mind: if the bed allows the operators to work at their best, the patient's well-being follows naturally.



Incentro System

Combines back and pelvic nullifies horizontal forces, prevents slipping and keeps the body at a 30° angle, optimal for ventilation.

Alarms

Braking Light/Sound Alarm and Automatic Self-Brake Orange Light indicate the unsafe mattress platform height, and green means it is safe. Once connected to power, an alarm sound alerts the nursing staff if the bed remains 'Un-Braked'.



Bed Lengthener

300mm of extension to cater for taller patients

X-Ray Tray

Allows easy x-ray operations to be carried out (available upon request)

Blanket & Nurse Control Panel Holder

Extractable tray for blankets and nurse control panel

CPR
FUNCTION

OPTIONAL
WEIGH
SCALE

BATTERY
BACK-UP

OPTIONAL
DRIVE
WHEEL

BIOCOTE

Antibacterial frame coating for improved infection control

SWL
300kg

1 YEAR WARRANTY
Handset

3 YEARS WARRANTY
Electrics

10 YEARS WARRANTY
Frame

Features and Benefits

- Four sector safety sides with electric controls allow full autonomy of movement to the patient
- Safe exit control moves the mattress platform to the minimum height and lifts the backrest to facilitate the patient getting up from the bed
- Bed lengthener
- Electric foot pedals
- CPR control on both sides allows the bed platform to be brought to the horizontal position immediately; accessible even with the side rail lowered
- Removable headboard and footboard for emergency operations
- Automatic self brake, braking sound alarm with orange/green light (available upon request)
- Extractable tray for blankets and nurse control panel
- Electric adjustable footrest

ARTG- 357377

Code	BEB050140 BEB050155 with Weigh Scale BEB050145 with Delta Drive BEB050150 with Weigh Scale and Delta Drive
Overall Length	2200mm
Overall Width	990mm
Overall Height	390 - 790mm
Backrest Angle	0° - 65°
Knee-Break Angle	0° - 30°
Leg Section	-10° - +10° (as against the horizontal)
Trendelenburg +/-	+16° / - 16°
Castor Size	125mm
Product Weight	125kg
SWL	300kg

ARTG- 357377

Botero Bariatric Ward Bed

The specific bariatric design focus offers width and length adjustable deck to manage changing needs in both ward and respite environments.

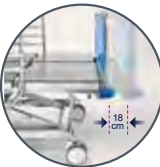


OPTIONAL ACCESSORIES

- Static Mattress with Extension Bolster (BEM050200)
- Self Help Pole (BEA825100)
- Telescopic IV Pole (BEA825101)
- Catheter Bag Holder (BEA825103)
- Accessory Bag Holder (BEA825104)
- Oxygen Bottle Holder (BEA825105)



Integrated Bed Width Extension
Tool free extension for changing needs



Integrated Bed Length Extension
180mm of extension to cater for taller patients



Attendant Control Panel
Single touch functions for speed and simplicity



BIOCOTE
Antibacterial frame coating for improved infection control



- 1 YEAR WARRANTY Handset
- 3 YEARS WARRANTY Electrics
- 10 YEARS WARRANTY Frame

Features and Benefits

- Low height of 380mm
- Backrest translation (autoregression) reduces compression of the thoracic and abdominal areas as the backrest is raised and alleviates shear and pressure for improved skin integrity
- Compatible with all leading bed movers
- Attendant control panel with intuitive pre-programmed single touch functions for speed and simplicity
- 150mm Tente castors
- Central locking castors with integrated directional lock
- Full Trendelenburg functionality
- Integrated folding side rails
- Removable width adjustable head and foot panels

FL250 Floorline Acute Bed

Our most popular Floorline bed has the ability to be converted for hospital/acute use with key elements such as removable bed ends, molded plastic components for improved infection control, and full CPR functionality.



Floorline Position



Handset
Intuitive backlit handset with CPR function



Folding Assist Bar (BEB046520)



Folding Side Rail (BEB046525)



IV Pole (BEB046530)



Self Help Pole (BEB046540)



- 1 YEAR WARRANTY Handset
- 3 YEARS WARRANTY Electrics
- 10 YEARS WARRANTY Frame

Features and Benefits

- SmartDescent automatically slows descent speed allowing possible impingements to be identified and moved
- Auto-regression in backrest and knee break for hear-force reduction
- Chair positioning - improves pressure management and respiration and more comfortable dining and sitting position
- Underbed lighting provides enhanced night navigation for falls prevention
- Mattress retainers located at sides and foot end (extendable)
- Foot activated In-line central locking brakes are colour coded for enhanced usability
- Control panel - convenient mobile nurse control panel with CPR functionality for efficient care delivery
- Removable bar ends - medical grade plastic for improved response times and effective infection control

Codes	BEB046100 - Single	BEB046150 - King Single
Conversion Kit	BEB046235	BEB046235
Patient Surface	2000 x 900mm	2000 x 1060mm
Overall Width	900mm	1060mm
Length Extension	100 / 200mm	
Patient Surface Height Range	110 to 740mm	
Backrest Range	0 - 600	
Knee Bend Range	0 - 350	
Mattress Platform	4 Sections	
CPR Activation	Within 10 seconds	
Castors	8 x Twin 75mm	
Product Weight	105kg	115kg
SWL	250kg	

**CSAT
GROUP**

CONSTRUIRE &
SOIGNER
AFRIQUE
TANDIA

Bedroom Furniture and Seating

We offer bedroom furniture and accessories to create a welcoming and functional space for residents and their visitors. For those experiencing mobility challenges, proper seating and support are essential to feeling comfortable and staying free from pain.

From height adjustable chairs to those designed to relieve pressure, our selection of bedroom furniture and seating can provide comfort and support for a range of needs. We also offer an excellent assortment of medical lounge chairs for use in waiting rooms and reception areas.

**CSAT
GROUP**

CONSTRUIRE &
SOIGNER
AFRIQUE
TANDIA

Recovery Chair



The Aspire Recovery Chair offers a comfortable seating surface in-room or in a mobile configuration.

- Three comfort positions
- Adjustable padded neck pillow for postural support
- Mobility castor option for patient transportation
- Comfortable padded arms with tapered front upright for improved table access
- Lightweight and easy to move promoting workplace health and safety

COLOUR OPTIONS

Dark Brown Vinyl

Code	CHP198820
Overall Height	1080mm
Overall Width	690mm
Overall Depth	780mm
Seat Height	420mm
Seat Width	520mm
Seat Depth	580mm
Backrest Height	660mm
SWL	150kg

SWL
150kg

2 YEARS WARRANTY

Sleeper Chair



The Aspire Sleeper Chair converts from a chair to a comfortable sleeping surface.

- Durable seat construction preserves shape and comfort in a high use environment
- Intuitive single hand activation allows effortless conversion from chair to a sleeping surface
- Recessed locking castors offer easy positioning and accessibility
- Completely flat sleep surface to maximise rest and relaxation
- Contemporary design compliments a range of care environments

COLOUR OPTIONS

Beige Vinyl

Navy Vinyl

Code	CHP198810 - Beige CHP198816 - Navy
Overall Height	780mm
Overall Width	760mm
Overall Depth	960mm
Seat Height	370mm
Seat Width	600mm
Seat Depth	580mm
Backrest Height	410mm
SWL	150kg

Completely flat sleep surface to maximise rest and relaxation

SWL
150kg

2 YEARS WARRANTY

Dialysis Chair



The Aspire Dialysis Chair offers a comfortable seating surface in-room or in a mobile configuration for infusion therapy.

- Tapered fold down armrests promote comfort and accessibility during infusion therapy
- Intuitive recline mechanism for patient independence
- Three comfort positions
- IV pole mounted to rear of chair
- Mobility castor option for patient transportation
- Lightweight and easy to move promoting workplace health and safety

COLOUR OPTIONS

Beige Vinyl

Navy Vinyl

Code	CHT100400 - Beige CHT100405 - Navy
Overall Height	1080mm
Overall Width	690mm
Overall Depth	780mm
Seat Height	420mm
Seat Width	520mm
Seat Depth	580mm
Backrest Height	660mm
SWL	150kg

SWL
150kg

2 YEARS WARRANTY

ARTG - 298405

Intuitive recline mechanism for patient independence

Classic Lowback Day Chair



- Contoured backrest for postural support
- Softly padded armrests
- Lightweight yet sturdy design
- Powder coated steel frame
- Easy clean vinyl surfaces
- Height adjustable legs with easy push button
- Non-slip tips provide stability

COLOUR OPTIONS

Champagne Vinyl

Slate Vinyl

OPTIONAL ACCESSORIES

Adjustable Padded Legrest
Champagne Vinyl (CHP208080)
Slate Vinyl (CHP208085)

Code	CHP208000 - Champagne CHP208005 - Slate
Overall Height	865-1015mm
Overall Width	580mm
Overall Depth	500mm
Seat Height	450-605mm
Seat Width	460mm
Seat Depth	440mm
Backrest Height	440mm
SWL	160kg

SWL
160kg

1 YEAR WARRANTY

ARTG - 230087

Height adjustable legs

Classic Highback Day Chair



- Contoured backrest for postural support
- Softly padded armrests
- Lightweight yet sturdy design
- Powder coated steel frame
- Easy clean vinyl surfaces
- Height adjustable legs - easy push button
- Non-slip tips provide stability
- Adjustable chair legrest (optional)



Height adjustable

COLOUR OPTIONS

- Champagne Vinyl
- Slate Vinyl

OPTIONAL ACCESSORIES



Adjustable Padded Legrest
Champagne Vinyl (CHP208080)
Slate Vinyl (CHP208085)

Code	CHP208050 - Champagne CHP208055 - Slate
Overall Height	1160-1312mm
Overall Width	645mm
Overall Depth	600mm
Seat Height	425-610mm
Seat Width	490mm
Seat Depth	490mm
Backrest Height	720mm
SWL	160kg



1 YEAR WARRANTY

ARTG- 230087

Adjustable Highback Day Chair



- A high back orthopaedic chair that offers adjustability, comfort, and support
- Padded headrest cushion, seat and armrests, and contoured backrest provides postural support and pressure distribution
- Sturdy lightweight design for easy manoeuvrability
- Transport wheels allows for the chair to be moved with ease by carers
- Height, width, and depth adjustable to accommodates changing user needs
- Non-slip tips
- Powder coated steel frame



Height, width, and depth adjustable



Push handle and transport wheels

COLOUR OPTIONS

- Latte Vinyl
- Ink Vinyl

Code	CHP208025 - Latte CHP208030 - Ink
Overall Height	1070 - 1220mm
Overall Width	575 - 675mm
Overall Depth	760 - 860mm
Seat Height	410 - 530mm
Seat Width	510 - 610mm
Seat Depth	475 - 590mm
Backrest Height	740 - 790mm
SWL	160kg



1 YEAR WARRANTY

ARTG- 230087

Pressure Reducing Adjustable Highback Day Chair



- Carrflex™ PU 4-way stretch fabric for superior chemical resistance, flexibility, and breathability
- Memory foam for a comfortable and supportive surface
- Maximised immersion and envelopment
- Contoured seat and backrest padding
- Head cushion height adjustable and removable
- Height adjustable legs with easy push button adjustment
- Tool free adjustment
- Push handle and transport wheels

COLOUR OPTIONS

- Ink Multistretch

Code	CHP208035 - Ink
Overall Height	1070-1220mm
Overall Width	575-675mm
Overall Depth	760-860mm
Seat Depth	410-530mm
Seat Width	510-610mm
Seat Height	475-590mm
Backrest Height	740-790mm
SWL	160kg



1 YEAR WARRANTY

ARTG- 230087

MAXI Adjustable Highback Day Chair



- Sturdy, flexible design for added stability and safety for larger users
- Ergonomic seat with anterior tilt to improve posture and reduce fatigue
- Height, width, and depth adjustability in seat and back, for superior customised comfort
- Easily manoeuvrable with push handle and transport wheels
- Easy clean, breathable and comfortable vinyl upholstery, and powder coated frame

COLOUR OPTIONS

- Burgundy Vinyl

Code	CHP208010 - Burgundy
Overall Height	1120 - 1440mm
Overall Width	600 - 810mm
Overall Depth	850 - 990mm
Seat Depth	390 - 530mm
Seat Width	600 - 810mm
Seat Height	370 - 520mm
Backrest Height	1120 - 1340mm
SWL	310kg



1 YEAR WARRANTY

ARTG- 230087



Height, width, and depth adjustable

Waterfall Highback Day Chair



- Waterfall backrest provides comfort and support
- Removable cushion sections
- Padded seat and armrests
- Powder coated steel frame
- Non-slip tips provide stability
- Height adjustable
- Sturdy design - high safe working load yet lightweight for easy manoeuvrability

COLOUR OPTIONS

- Mocha Fabric
- Latte Vinyl
- Oatmeal Fabric
- Ink Vinyl

Code	CHP208071 - Latte CHP208070 - Ink CHP208075 - Mocha CHP208076 - Oatmeal
Overall Height	1020 - 1190mm
Overall Width	730mm
Overall Depth	740mm
Seat Depth	490mm
Seat Width	510mm
Seat Height	400 - 550mm
Backrest Height	680mm
SWL	160kg



1 YEAR WARRANTY

ARTG- 230087



Height adjustable

BC4 Highback Day Chair



- Versatile and stylish patient chair
- Full memory foam layer on seat and backrest
- Built in postural and ergonomic design with fixed steel frame
- Luxurious pressure relieving comfort
- Adjustable seat height and depth
- Range of vinyls or fabric
- 10 year structural warranty
- Range of upholstered finishes and colours available

SWL 160kg

1 YEAR WARRANTY

ARTG- 230087

COLOUR OPTIONS



Code	CHP208025 - Latte CHP208030 - Ink
Overall Height	990 - 1170
Overall Width	630mm
Overall Depth	780mm
Seat Height	440 - 590mm
Seat Width	510mm
Seat Depth	440 - 550mm
Backrest Height	600mm
SWL	160kg

BC1 Kingsize Highback Day Chair



- Stylish orthopaedic ergonomic highback chair
- Padded armrests and padded fixed one piece shell
- Fully adjustable seat height
- Powder coated steel frame
- Range of upholstered finishes and colours available

SWL 220kg

1 YEAR WARRANTY

ARTG- 230087

COLOUR OPTIONS



Code	CHP196519 - Ink CHP196520 - Latte
Overall Height	990 - 1140mm
Overall Width	820mm
Overall Depth	740mm
Seat Height	370 - 520mm
Seat Width	600mm
Seat Depth	490mm
Backrest Height	650mm
SWL	220kg

BC1 Low Back Day Chair



- Stylish orthopaedic ergonomic lowback chair
- Padded armrests and padded fixed one piece shell
- Fully adjustable seat height
- Powder coated steel frame
- Range of upholstered finishes and colours available

SWL 160kg

1 YEAR WARRANTY

ARTG- 230087

COLOUR OPTIONS



Code	CHP196706 - Latte CHP196705 - Ink
Overall Height	840 - 990mm
Overall Width	730mm
Overall Depth	740mm
Seat Depth	490mm
Seat Width	510mm
Seat Height	370 - 520mm
Backrest Height	550mm
SWL	160kg

Classic Bedside Commode



- Allows for toileting in the bed room for users unable to travel between the bedroom and bathroom
- Raised padded armrests
- Easy clean vinyl surfaces
- Removable, padded seat
- Three-sided shroud – discreetly conceals bowl
- Non-slip rubber tips

SWL 125kg

1 YEAR WARRANTY

ARTG- 230171

COLOUR OPTIONS



Code	BEC045005 - Champagne BEC045006 - Slate
Overall Height	915 - 1040mm
Overall Width	570mm
Overall Depth	570mm
Seat Height	490 - 615mm
Seat Width	450mm
Seat Depth	440mm
Backrest Height	455mm
SWL	125kg



Removable bowl with lid and carry handle

BC1 Highback Day Chair



- Stylish orthopaedic ergonomic highback chair
- Padded armrests and padded fixed one piece shell
- Fully adjustable seat height
- Powder coated steel frame
- Range of upholstered finishes and colours available

SWL 160kg

1 YEAR WARRANTY

ARTG- 230087

COLOUR OPTIONS



Code	CHP196506 - Latte CHP196505 - Ink
Overall Height	990 - 1140mm
Overall Width	730mm
Overall Depth	740mm
Seat Height	370 - 520mm
Seat Width	510mm
Seat Depth	490mm
Backrest Height	650mm
SWL	160kg

Deluxe Bedside Commode



- Deeply padded comfortable seat, back, and armrests
- Removable bowl with lid and carry handle
- Easy clean vinyl surfaces
- Lift-up padded seat
- Height adjustable
- Three-sided shroud discreetly conceals bowl
- Non-slip rubber tips

SWL 160kg

1 YEAR WARRANTY

ARTG- 230171

COLOUR OPTIONS



Code	BEC045115 - Champagne BEC045116 - Slate
Overall Height	865 - 1015mm
Overall Width	600mm
Overall Depth	520mm
Seat Height	410 - 565mm
Seat Width	460mm
Seat Depth	450mm
Backrest Height	425mm
SWL	160kg



Removable bowl with lid and carry handle

Perching Stool



SWL 175kg
1 YEAR WARRANTY

ARTG- 230087

- Designed to facilitate regular sitting and standing assistance
- Generously padded seat and back support surfaces
- Raised armrests assist the user transferring on and off the stool
- Seat with anterior tilt facilitates standing from sitting and provides greater comfort for stiff or painful hips
- Height adjustable legs with easy push button adjustment and non-slip rubber tips for stability



Seat with anterior tilt

COLOUR OPTIONS



Code	CHP213500 - Champagne
Overall Height	940 - 1090mm
Overall Width	550mm
Overall Depth	470mm
Seat Height	640 - 690mm
Seat Width	375mm
Seat Depth	310mm
Backrest Height	440mm
SWL	175kg

Transport Legs with Wheels



Code	Description
CHP208090	Transport Legs with Wheels - Aspire High Back, BC2 Waterfall & Adjustable Day Chairs

ARTG- 230087

Footrest



Code	Description
CHP208090	Footrest - Champagne Vinyl
CHP208085	Footrest - Slate Vinyl

ARTG- 230087

Overchair Table



1 YEAR WARRANTY

- Contoured design for user comfort and additional support, for those with reduced upright sitting strength
- Width adjustment accommodates recliners, chairs, and beds up to 1120mm wide
- Raised safety trims keep items from sliding off
- Height adjustment accommodates varying chair and bed heights
- Durable laminate table top and powder coated frame
- Large table top accommodates food trays, personal items, and provides a stable writing surface
- Locking castors for improved stability

COLOUR OPTIONS



IN USE



Code	BEA028150
Height Range	710 - 910mm
Tabletop Width	505mm
Tabletop Length	1000 - 1200mm

Laminate & Custom Overbed Tables



- Stable and secure table top to conveniently accommodate meals, drinks, reading materials, tablet devices, and other items within easy arms reach from a bed or chair
- Height adjustment lever is easily accessible to users and carers
- Height fixing knob will lock the height and prevent adjustment by users
- Two locking castors for securing table position by the carer to prevent rolling

STANDARD OPTIONS

- Option 1 (Shown)
Beige Frame, White Top (BEA006700)
- Option 2
Beige Frame, Beech Top (BEA006701)
- Option 3
Gunmetal Grey Frame, Sublime Teak Top (BEA006705)
- Option 4
Gunmetal Grey Frame, Milano Walnut Top (BEA006706)



1 YEAR WARRANTY

ARTG- 242920

Recessed Top Overbed Table



1 YEAR WARRANTY

ARTG- 242920

- Recessed thermoform top
- Lightweight mobile table
- Flat top ideal for hospital or home use
- Fully height adjustable
- 'C' base shape, four castors for close positioning to bedside or chair
- Powder coated mild steel frame
- Cream standard laminate top with thermoform (heat resistant vinyl) edging

TABLE TOP

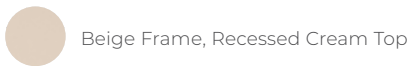


FRAME



Table Top Code	BEA006695 - Sublime Teak
	BEA006696 - Milano Walnut
	BEA006694 - Beech
	BEA006693 - AC White
Frame Code	BEA006691 - Recessed Cream
	BEA006685 - Gunmetal Grey
BEA006690 - Beige	
Height Range	730 - 1095mm
Tabletop Width	800mm
Tabletop Length	430mm
Internal Base Width	670mm

COLOUR OPTIONS



Code	BEA028000 - Beige Frame/ Cream Top
Height Range	730 - 1095mm
Tabletop Width	800mm
Tabletop Length	430mm
Internal Base Width	670mm

Recessed Split Top Overbed Table



1 YEAR WARRANTY

ARTG- 242920

- Internal width of 800mm for use around common lift recline chairs
- Recessed thermoform top, lightweight mobile tilting table
- Angle adjustable to 45 degrees
- Side table does not tilt
- Fully height adjustable
- 'C' base shape, four castors for close positioning to bedside or chair
- Powder coated mild steel frame

COLOUR OPTIONS



Code	BEA028100 - Beige Frame/ Cream Top
Height Range	710 - 1070mm
Tabletop Width	800mm
Tabletop Length	430mm
Tilt Section Length	600mm
Fixed Section Length	200mm
Internal Base Width	800mm

Bedside Cabinets

- Available in two different surface finishes – laminate and compact
- Laminate finish designed to match modern room decor
- Compact surface is highly durable and robust, catering to acute environments
- Easy to clean for improved infection control
- Four castors for easy positioning and accessibility
- Aluminum corner uprights minimise wear over time (compact models)
- Colour contrasting, easy to see handles
- Soft closing drawer runners

Austin Bedside Cabinet



Belinda Bedside Cabinet



Chelsea Bedside Cabinet



Derik Bedside Cabinet



	Code	Product	Overall Height	Overall Width	Overall Depth
A	BEA826300	Austin Bedside Cabinet	810mm	465mm	450mm
	BEA826305with Hutch		1020mm	465mm	450mm
B	BEA826310	Belinda Bedside Cabinet	810mm	465mm	450mm
	BEA826315with Hutch		1020mm	465mm	450mm
C	BEA826320	Chelsea Bedside Cabinet	810mm	465mm	450mm
	BEA826330with Hutch		1020mm	465mm	450mm
D	BEA826340	Derik Bedside Cabinet	810mm	465mm	450mm
	BEA826350with Hutch		1020mm	465mm	450mm

Bed Cradle - Height Adjustable



- Designed to keep bed linen off sensitive areas of lower leg or feet by creating clearance between bed linen and the mattress
- Lower frame slides underneath mattress, securing cradle to bed, while upper frame is positioned horizontally over the lower limbs
- Bedding is placed over the frame to remove any weight or pressure
- Height adjustable frame allows the user to customise the space between mattress surface and bedding
- Powder coated mild steel construction

1 YEAR WARRANTY

ARTG - 290769

Code	BEA014610
Height	440 - 640mm

Bedside Cabinet - Single



- Bedside cabinet with extension shelf
- Powder coated steel cabinet with plastic finishings, wipe clean and ideal for infection control management
- Pull out towel rail
- Raised edges for fluid retention around the perimeter of shelves
- EASY SYSTEM allows for over bed table integration
- 4 x 50mm twin castors (2 x locking)

Code	BEA827160
Width	500mm
Depth	500mm
Height	940mm

Bedside Cabinet - Dual



- Bedside cabinet without extension shelf
- Powder coated steel cabinet with plastic finishings, wipe clean and ideal for infection control management
- Pull out towel rail
- Raised edges for fluid retention around the perimeter of shelves
- EASY SYSTEM allows for over bed table integration
- 4 x 50mm twin castors (2 x locking)

Code	BEA827165
Width	500mm
Depth	480mm
Height	770mm

Overbed Table



- Large operating rage with 270mm worth of movement via an easy gas assisted telescopic column
- Complete with bottle holder/storage area with four compartments
- Compatible for fitting on either side of the single and dual fronted bedside cabinets

Code	BEA827170
Width	630mm
Depth	410mm
Height	880 - 1150mm

Medical Equipment

MANUAL AND AUTOMATIC RESUSCITATION SYSTEM
MARS II

MARSII is a leading resuscitator developed for healthcare professionals and first responders. MARSII is specifically designed to help emergency personnel, respond to patients that require resuscitation. The device can be used in confined spaces, low oxygen and toxic environments.

FEATURES/ ADVANTAGES / BENEFITS

- Simple to use
- Robust design to withstand harsh environments
- Can be enabled for automatic or manual (CPR)resuscitation

MARSII meets the requirments of ISO 10651-5:2006 and European Resuscitation Council Guidelines for Resuscitation 2010 for ventilatory resuscitators.
The MARSII is available in all regional gas-standards.
MARSII can be used for children (20 kg),small adults and adults.

MARS II IS AVAILABLE IN 2 DIFFERENT VERSIONS:

1. Standard version (all settings)
- 2.Industrial or Mining version (adult setting)



1033026

TECHNICAL DATA - MARS II CONTROL MODULE	
Gas	O ₂
Material	Brass, aluminium main inside parts, abs cover
Dimensions	165 × 110 × 63 mm
Weight	1300 g
Regulator Inlet connections	According regional high pressure standards
Input pressure (with reg.)	200 - 20 bar
Inlet pressure (without reg.)	3.6 - 6 bar @100lpm
Working pressure	3 bar
Inlet connection (module)	national standard
Regulator performance	min 100 lpm and min 3 bar
Inlet filter	30µm
Time to revert to automatic resuscitation	5 - 7 seconds
Gas consumption	0.15 lpm

TECHNICAL DATA - MARS II DEMAND VALVE	
Material	Polycarbonate, silicone, rubber, stainless steel
Dimensiones	120 × 50 × 70 mm
Weight	175 g
Inspiratory resistance	
Cracking pressure @5 lpm	-0.23 kPa
Triggering pressure @60 lpm	-0.44 kPa
Expiratory resistance @60 lpm	+0.48 kPa
Demand valve flow	
Spontaneous breathing	0 - 100lpm
Relief valve triggering pressure	55 cm H ₂ O
Alarm valve triggering pressure	46 cm H ₂ O

Medical Equipment

AMBULANCE PANEL II

The Ambulance Panel II is the new generation of ambulance panels. It is designed for permanent installation and use in road ambulances. Long experience in this market has resulted in a product that gives the customer a lot of options and flexibility. Due to the design and functions there are a big range of variants available. The functions and variants can be combined upon customer's request.
The modular concept means that same components can be used for many variants, resulting in short lead times and full flexibility. The Ambulance Panel II is designed with same Shape for recessed and exposed.

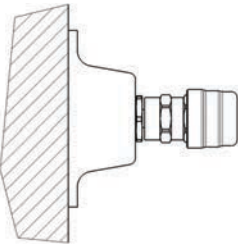


RECESSED

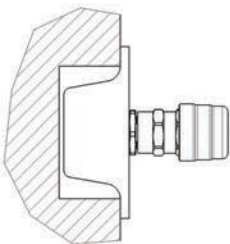
Recessed mounting is when the ambulance panel is mounted in the wall. The inlet could either be mounted at the end or at the back depending on the wall construction and the space behind the wall. The only part that will be outside the wall is the quick connector.

EXPOSED

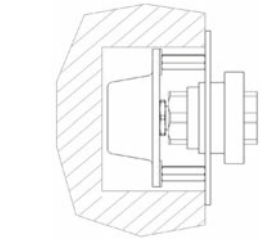
Exposed mounting is when the ambulance panel is mounted on the wall in the ambulance. The inlet could as the recessed, also be located at the end or at the back. When using the end inlet the hoses are fastened on the wall and fully visible. For some countries and regulations this is a must and the Ambulance Panel II has the features complying to these requests. The panel is fastened easily by 4 screws. Depending on the wall construction the fastening could either be done by a counter fastening frame or nuts and washers.



Sketch of exposed mounted panel



Sketch of recessed mounted panel



Sketch of double recessed mounted panel

TECHNICAL DATA	
Capacity QC:	60 l/min
Capacity FLS:	0-15 l/min, 0-25 l/min
Connection:	G3/8"
Weight:	example AP II O ₂ 2XSSR: 754g
QC standards:	SS, DIN, NF, BS, UNI, CZ
Gases	O ₂ , Air, N ₂ O/O ₂ , N ₂ O, VAC
Classification	Class IIb
Complies with Medical Devices Directive 93/42/EEC	
Regulatory status:	Complies with EN 1789:2008
	Production in accordance with EN ISO 9001and EN ISO 13485
Manufacturer:	GCE, s.r.o., Žižkova 381, 583 81Chotebor, CZ

Medical Equipment

ACCESSORIES FOR OXYGEN THERAPY

AQUAPAK 340 ML TP AQUAPAK STERILE WATER PACKS



AQUAPAK® prefilled humidifiers combine an easy-to-use adaptor with a choice of two sterile water reservoir bottles. The humidifier adaptor incorporates an audible alarm that alerts the clinician to flow restriction or occlusion of the humidifier or oxygen tubing.

- > latex-free
- > single use
- > individually packed

Art. Nr.	Description
14090563	Aquapak 340 ml. Pack of 20
14090561	Aquapak 650 ml. Pack of 10

DISPOSABLE HUMIDIFIER BOTTLE



Art. Nr.	Description
14090417	Single use disposable humidifier bottle, 500ml volume. Pack of 50

NASAL CANNULA



Art. Nr.	Description
14112132	Adult nasal cannula (2.1m), non-flared tip. Flow rate 1-7LPM. Pack of 50
14090510	Adult nasal cannula (2.1m), flared tip. Flow rate 1-7LPM pack of 50
14090513	Adult nasal cannula (2.1m). Flow rate 1-4 LPM. Pack of 50
MM6012	Adult high low cannula 7ft. Pack of 25pcs*
MM6013	Adult high low cannula 25ft. Pack of 10pcs*

* Suitable for Zen-O™ and Zen-O lite™ portable oxygen concentrators.

OXYGEN ADULT MASK




- > complete with 2,1m oxygen hose

Art. Nr.	Description
14090500	Oxygen mask suitable for 5 - 10LPM. pack of 50

Medical Equipment

OXYGEN CONNECTION TUBES



Art. Nr.	Description
14112138	Connection tube 4.2 m
14090496	Connection tube 7.5 m
14090495	Connection tube 15m

OXYGEN TUBE EXTENSION ADAPTER



Art. Nr.	Description
14090515	Extension adapter for oxygen tubing, masks etc
14090516	"T" extension adapter for cannula tube

WATER TRAPS



Art. Nr.	Description
14112017	Oxygen tubing water trap. Pack of 10
7001	Oxygen tubing water trap with threaded end cap. Pack of 25

ANGLE TRIM FOR AQUAPAK



Art. Nr.	Description
14090526	Angle nozzle 9/16 male thread

MEDIWET



Art. Nr.	Description	Volume	Connection	Material
K293491	MEDIWETII 2004200 ml		M12x1,25	
K293498	MEDIWETII 2004200 ml		M12x1,25	
K294401	MEDIWETII 2004200 ml		9/16"	
K294402	MEDIWETII 2004200 ml		9/16"	
K294416	MEDIWETII 2004200 ml		G3/8"	Polycarbonate
K294432	MEDIWETII 2004200 ml		G3/8"	Polysulfone
K294435	MEDIWETII 2004200 ml		G1/4"	
K294452	MEDIWETII 2004200 ml		G1/4"	
0727614	MEDIWETII 5004500 ml		9/16"	
0727615	MEDIWETII 5004500 ml		9/16"	

**CSAT
GROUP**

CONSTRUIRE &
SOIGNER
AFRIQUE
TANDIA

Support Surfaces

The CSAT GROUP mattresses have set the benchmark in sleep surface quality and performance in Australia.

They are fitted with superior hospital grade polyurethane coated covers designed to withstand the rigors of usage and cleaning requirements in all environments up to the most stringent hospital infection control.

Multiple available combinations of foam or alternating air layers provide maximum comfort, support, and pressure redistribution across a very wide spectrum of user sizes, shapes, and pressure care needs.

**CSAT
GROUP**

CONSTRUIRE &
SOIGNER
AFRIQUE
TANDIA

LIFECOMFORT® MATTRESSES

SUB-ACUTE AND HOSPITAL FOCUSED PRESSURE REDISTRIBUTION



LIFECOMFORT® MATTRESSES cater to a broad spectrum of Pressure Care risk ratings from low to high.

Engineered to suit the broad patient weight requirements and pressure care needs of acute care environments. Reinforced hinged sidewalls assist transfer efficiency and accentuate the sleep surface edge. Layered sleep surface maximises pressure redistribution and immersion for patient comfort and improved sleep quality.

STANDARD INCLUSION

- **Durable hospital grade foam** that is treated for antimicrobial and antibacterial properties.
- **Breathable, 4-way stretch waterproof cover** to reduce shear, friction and maintain skin microclimate
- **Medical grade waterfall covers** are fully-welded over the zipper to maximise infection control
- **Asset management ready** with unique batch and serial numbers printed on all covers

CLINICAL BENEFITS

SHEAR MITIGATION

ENTRY AND EXIT SAFETY

IMMERSION

FRICTION REDUCTION

SKIN MICROCLIMATE

HIGHER SWL

STANDARD FEATURES

INFECTION CONTROL
Welded waterfall mattress covers

HOSPITAL GRADE
Suitable for bleach concentrations up to 10,000ppm

A-WAY STRETCH
For shear mitigation and friction reduction

CARRY HANDLE
Integrated handles for safe manual handling

A-SIDED ZIPPER
Easily removed for effective cleaning

IMMERSION
Immersive surface contours and cradles around the user for personalised pressure relief and comfort


LIFE CYCLE & COMPLIANCE

- Warranty: 5 yrs Foam | 5 yrs Cover
- Machine Washable Covers: Up to 950
- Safe Working Load Verified: AS/NZ 2282
- Durability + Performance: ISO 3385
- Flame Retardant Foam + Covers: AS/NZ 4088.1 Crib 5.
- TGA: Lifecomfort Mattresses are registered in the ARTG, AUST R ARTG 288486

CUSTOMISATION

- Unique User Needs:**
Palliative, unusual body shapes, zoning needs, ROHO inserts or specific mattress sizes
- Facility Asset Management:**
Customised labelling for institutional orders

Acute Care Mattress



- Castellated surface redistributes shear forces whilst increasing airflow for improved microclimate
- Multi-stretch cover with welded seams for stringent infection control
- Side handles allow for easy mattress rotation and movement
- Strong high density base and side walls improve patient transfer efficiency

FOAM LAYERS

Immersive Castellated Surface

Comfort Layer

Safety and Support Base

Integrated Side Walls

APPLICATIONS

- Hospital
- Age Care
- Home Care
- Palliative Care



EFFECTIVE WEIGHT RANGE:
30-250KG

INFECTION CONTROL

BREATHABLE

5 YEARS WARRANTY
Cover

5 YEARS WARRANTY
Foam

ARTG - 288486

Code	BEM046615 - Single	BEM046616 - King Single
Overall Length	1980mm	2030mm
Overall Width	880mm	1050mm
Overall Height	150mm	150mm
Effective Weight Range	50 - 250kg	

Bariatric Mattress



- Four layer foam design caters for bariatric users
- Multi-stretch cover with welded seams, reinforced waterfall flaps and water resistant zippers for stringent infection control
- Side handles allow for easy mattress movement
- Strong high density base and side walls improve patient transfer efficiency

FOAM LAYERS

Immersive Surface

Comfort Layer

Support Layer

Safety and Support Base

Integrated Side Walls

APPLICATIONS

- Hospital
- Home Care
- Palliative Care
- Bariatric Care
- Age Care



EFFECTIVE WEIGHT RANGE:
30-300KG

INFECTION CONTROL

BREATHABLE

5 YEARS WARRANTY
Cover

5 YEARS WARRANTY
Foam

ARTG - 288486

Code	BEM046700
Overall Length	2030mm
Overall Width	1050mm
Overall Height	200mm
Effective Weight Range	50 - 300kg

Premier Care Acute Mattress



- MEMair BREEZE™ - Top foam layer offers leading breathability for a cooler more immersive sleep surface
- Convoluted second layer coupled with varying foam grades
- Multi-stretch top with waterfall zipper covers prevents fluid ingress for easier management of infection control
- Reinforced side walls for patient stability when entering and exiting the bed
- Hinged foam core allows the mattress to move with profiling bed surfaces

APPLICATIONS

- Hospital
- Home Care
- Palliative Care
- Respite Care
- Age Care



FOAM LAYERS

- Immersive Surface
- Comfort Layer
- Safety and Support Base
- Integrated Side Walls

Code	BEM046735 - Single	BEM046740 - King Single
Overall Length	2000mm	2030mm
Overall Width	900mm	1050mm
Overall Height	150mm	150mm
Effective Weight Range	30 - 250kg	

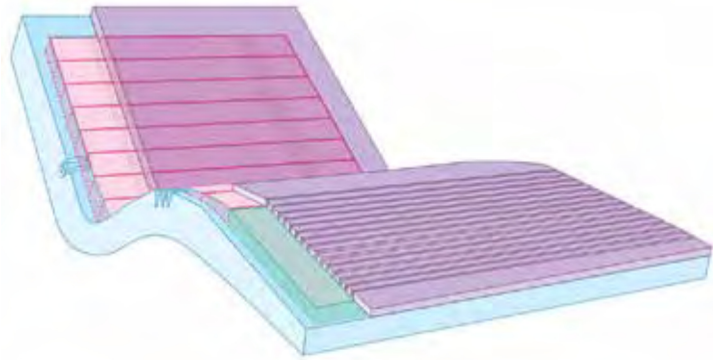


5 YEARS WARRANTY
Cover

5 YEARS WARRANTY
Foam

ARTG- 288486

Hybrid Comfort



- Immersive visco-elastic memory foam surface: top layer is now twice as thick to offer significant improvement in user comfort
- Intelligent hose management: when not in use the air-hose can be stored internally, reducing infection control and OH&S risks
- Integrated shear reduction: memory foam layer moves independently of the cell surface reducing shear when bed is adjusted
- Optimised heel protection: tapered heel zone redistributes pressure to lower leg, away from the vulnerable heel region
- Innovative pump technology: reduces noise and vibration for undisturbed sleep

APPLICATIONS

- Hospital
- Age Care
- Community
- Non-ambulant Patients
- Ambulant Patients



OPTIONAL ACCESSORIES

- Digital Pump (PTM638030)

Code	PTM638005 - Single	PTM638006 - King Single	PTM638027 - BARI
Overall Length	1980mm	1980mm	1980mm
Overall Width	895mm	1050mm	1050mm
Overall Height	170mm	170mm	170mm
Effective Weight Range	30 - 230kg	30 - 230kg	150 - 380kg
Digital Pump	PTM638030		PTM638032



5 YEARS WARRANTY
Pump & Cover

5 YEARS WARRANTY
Foam

ARTG- 291660

Active Air® Acute 8 with



- Designed to meet the demands of critical care environments, maximising patient comfort, and therapeutic outcomes
- 1 in 3 cell alternation cycle with 24 narrow profile cells
- Focused heel care – removable heel cells facilitate rapid response to changes in heel therapy needs
- Dual compressor pump – reduces noise and efficiently manages patient therapy at highest patient weight loads (250kg)
- Hospital grade cover – thicker weight polyurethane fabric with increased bleach resistance to handle modern hospital infection control standards. Standards suitable for sodium hydrochloride solutions

OPTIONAL ACCESSORIES

- Rapid Inflation Turbo Pump (PTM639000)



2 YEARS WARRANTY
Pump

2 YEARS WARRANTY
Replacement

ARTG- 293518

Code	PTM639400T - Single	PTM639410T - King Single
Overall Length	2000mm	2000mm
Overall Width	900mm	1050mm
Overall Height	200mm	200mm
Number of Cells	24 (incl 3x static head cells)	24 (incl 3x static head cells)
Effective Weight Range	30 - 250kg	
Pump	Digital	Digital

Active Air® BARI 10



- Integrated turning therapy - allows patient rotation up to 40° for improved pressure care and to assist staff with patient handling
- Rapid pump inflation - maximises therapy response times and minimises staff resources by fully inflating in only 2x minutes
- Hospital grade cover – thicker weight polyurethane fabric with increased bleach resistance to handle modern hospital infection control standards. Suitable for sodium hydrochloride solutions
- Adaptable pump - it can be switched between modes for typical users (up to 160kg) and bariatric users (up to 450kg) ensuring a single asset can meet the broadest spectrum of patient needs



2 YEARS WARRANTY
Pump

2 YEARS WARRANTY
Replacement

ARTG- 293518

Code	PTM639500 - Single	PTM639510 - King Single	PTM639520 - Super King Single
Overall Length	2000mm	2000mm	2000mm
Overall Width	900mm	1070mm	1230mm
Overall Height	270mm	270mm	270mm
Number of Cells	20	20	20
Effective Weight Range	30 - 450kg		
Pump	Digital	Digital	Digital

**CSAT
GROUP**

CONSTRUIRE &
SOIGNER
AFRIQUE
TANDIA

Patient Trolleys

CSAT GROUP's range of patient trolleys are designed to make transporting patients quick and easy.

Our medical patient trolleys are ideal for hospitals. They can be used to transfer patients between rooms and wards, in and out of surgical suites, and more. All of our patient transport trolleys feature a durable construction that allows them to withstand the daily rigours of hospital use. Our selection features high-quality options from reputable brands.

They are also designed for optimal comfort, safety and hygiene. As well as making transfers gentler on patients, our trolleys can reduce the risk of strain and injury to staff caused by manual handling.

Tel.: 00 224 625766776
email : ceo@csatafriqye.org

**CSAT
GROUP**

CONSTRUIRE &
SOIGNER
AFRIQUE
TANDIA

ONEday Electric Hospital Patient Trolley



OPTIONAL ACCESSORIES

- Static Mattress with Extension Bolster (BEM050300)
- IV Pole (TSE674130)
- Oxygen Bottle Holder (TSE674110)
- Folding Monitor Tray (TSE674120)



Electric Trendelenburg and Reverse-Trendelenburg functions



BIOCOTE
Antibacterial frame coating for improved infection control

SWL 260kg **2 YEARS WARRANTY**

Features and Benefits

- 4-section fully electric patient trolley offering the functions of a bed with the smaller footprint and mobility of a stretcher
- Electric Trendelenburg and reverse-Trendelenburg functions
- 200mm castors minimise rolling resistance
- Fifth central wheel improves steering and reduces manual handling burden in transportation
- 260kg SWL and inbuilt leg extension facilitate changing patient and clinical needs across multiple ward requirements
- Hand control flexible arm for patient independence and comfort
- Enhanced battery-pack, with day-long operating time, dedicated battery charger for a full and fast recharge
- Audible alarm system sounds when mains power is lost and when brakes are unlocked
- Quick Release CPR for back rest and knee break ensures the patient trolley is emergency ready at all times
- Frame is finished with Biocote, a technologically advanced surface coating that promotes infection control via its anti-bacterial properties

Code	TSE674100
Overall Length	1990 - 2170mm
Overall Width	890mm
Overall Height	400 - 830mm
Patient Surface Length	1880 - 2060mm
Patient Surface Width	710mm
Backrest Angle	0° - 70°
Knee Bend Angle	0° - 30°
Trendelenburg	-17° - 17°
Castor Size	200mm
SWL	260kg

Brera RX Patient Trolley



OPTIONAL ACCESSORIES

- IV Pole (TSE674130)
- Oxygen Bottle Holder (TSE674110)
- Folding Monitor Tray (TSE674120)



BIOCOTE
Antibacterial frame coating for improved infection control

SWL 270kg **2 YEARS WARRANTY**

Features and Benefits:

- Foot operated hydraulic lift, tilt, back raise, Trendelenburg and reverse Trendelenburg functions
- Full length sliding X-ray deck ensures complete spinal coverage
- Comfortable 100mm foam mattress with multi-stretch cover
- Quick Release CPR with access from both sides for backrest and knee break ensures the stretcher is emergency ready at all times
- Collapsible vertical side rails fold away below the patient surface
- Fold-away carer push handles to maximise workspace
- 200mm castors minimise rolling resistance with central and directional locking functions
- Molded base cover facilitates cleaning and supports infection control processes
- Large corner bumpers minimise wear and tear on equipment and facilities
- Frame is finished with Biocote, a technologically advanced surface coating that promotes infection control via its anti-bacterial properties

Code	TSE674300
Overall Length	2100mm
Overall Width	830mm
Overall Height	560 - 880mm
Patient Surface Length	2000mm
Patient Surface Width	650mm
Backrest Angle	0° - 90°
Trendelenburg	-17° - 17°
Castor Size	200mm
SWL	270kg

Elektra Hospital Patient Trolley with Electric Drive Wheel



BIOCOTE
Antibacterial frame coating for improved infection control

SWL 270kg

2 YEARS WARRANTY

Features and Benefits:

- Foot operated hydraulic lift, tilt, back raise, Trendelenburg, and reverse Trendelenburg functions
- Full length sliding X-ray deck ensures complete spinal coverage
- DeltaDrive electric centre 5th wheel with integrated controls in headboard provides increased maneuverability for hospital staff
- Comfortable 100mm foam mattress with multi-stretch cover
- Quick Release CPR with access from both sides for backrest and knee break ensures the stretcher is emergency ready at all times
- Collapsible vertical side rails fold away below the patient surface
- Fold-away carer push handles to maximise workspace
- 200mm castors minimise rolling resistance with central and directional locking functions
- Molded base cover facilitates cleaning and supports infection control processes
- Large corner bumpers minimise wear and tear on equipment and facilities
- Frame is finished with Biocote, a technologically advanced surface coating that promotes infection control via its anti-bacterial properties

Code	TSE674310
Overall Length	2270mm
Overall Width	830mm
Overall Height	580 - 860mm
Patient Surface Length	2000mm
Patient Surface Width	650mm
Backrest Angle	0° to 90°
Trendelenburg	-16° to 16°
Castor Size	200mm
SWL	270kg

ARTG - 295859

Advanced Electric Patient Trolley



STANDARD INCLUSIONS
IV Pole
Oxygen Bottle Holder

OPTIONAL
 Defibrillator Table (TSE674240)

Features and Benefits

- Electrically adjustable height and positioning
- Radiolucent platform with electronic adjustment for full body X-ray imaging
- Wipe clean surfaces for infection control procedures
- 200mm Tente castors with central locking levers for optimal durability, traction, and safety
- Ergonomic grip handles and fifth centre wheel, enhance manoeuvrability and steering
- Fold down side rails for safety and ease of transfers
- 100mm mattress helps to prevent shear and promote optimal skin microclimate
- Integrated patient safety straps for peace of mind



ARTG - 298918

SWL 225kg

2 YEARS WARRANTY

Code	TSE674230
Overall Length	2140mm
Overall Width	840mm
Overall Height	610 - 900mm
Patient Surface Length	1920mm
Patient Surface Width	600mm
Backrest Angle	0° to 70°
Trendelenburg	-12° to 12°
Castor Size	200mm
SWL	225kg

Electric Mobile Shower Trolley



Features and Benefits

- Epoxy powder coated and ergonomic push handle
- Liner can be secured in the corners to facilitate in bath
- Padded vinyl mattress and corner buffer discs
- Large screw in flexible waste hose (ø 60mm)
- Lightweight swing under side rails
- Electric Trendelenburg/tilt 8° degrees
- Electric high-low operation 600-1000mm
- Curved base construction allows access for carers
- 125mm total lock and directional castors
- Plug-in rechargeable battery pack
- Stainless steel and PVC top



ARTG - 229005

SWL 150kg

SWL 200kg

2 YEARS WARRANTY Electric

1 YEAR WARRANTY Frame

Code	BTS147100 - Standard	BTS147128- Wide long
Overall Length	1890mm	2000mm
Overall Width	730mm	900mm
Overall Height	600mm - 1000mm	600 - 1000mm
SWL	150kg	200kg

**CSAT
GROUP**

CONSTRUIRE &
SOIGNER
AFRIQUE
TANDIA

Patient Hygiene

Maintaining good patient hygiene is not only essential for recovery and to avoid infection, it also helps to maintain patient dignity and comfort.

Many bathroom tasks, such as using the toilet and showering, can be challenging for unwell, injured, or mobility-impaired patients. It can also be strenuous and potentially dangerous for the staff who need to assist them.

At CSAT GROUP, we provide a range of patient hygiene aids that are ideal for hospitals and clinical facilities. Designed to provide support and assistance to both patients and carers, our aids can help ensure safety and comfort for both parties.

The CSAT GROUP selection of patient hygiene aids includes shower chair and stools, shower commodes, shower trolleys, toileting aids, over toilet aids, and toilet surrounds.

**CSAT
GROUP**

CONSTRUIRE &
SOIGNER
AFRIQUE
TANDIA

Weight Bearing Platform Commode - 460mm



SWL 200kg

5 YEARS WARRANTY Corrosion

1 YEAR WARRANTY Components

ARTG - 286695

- Easy-slide weight bearing platform footrest slides away for transfers
- 8° backrest angle
- Improved over toilet clearance
- Integrated access trough improves hygiene whilst maintaining toilet bowl clearance height of 465mm
- 4x TENTE total locking castors, brake access from all angles
- Safety arms prevent falls, swing out for transfers
- Open armrests style for a wider sitting surface, with a smaller base footprint for improved accessibility

OPTIONAL



Self propelled option: Anti-tippers and 2x rear lockable self propelling wheels with brakes

Code	BTC066000 - Attendant Propelled	BTC066200 - Self Propelled
Overall Height	995mm	995mm
Overall Width	535mm	665mm
Seat Width	460mm	530mm
Backrest Height	305mm	305mm
Armrest Height	225mm	225mm
Anterior Seat	590mm	590mm
Posterior Seat	560mm	560mm
SWL	200kg	200kg

Swing Away Legrest Commode - 460mm



SWL 200kg

5 YEARS WARRANTY Corrosion

1 YEAR WARRANTY Components

ARTG - 286695

- Angle adjustable backrest from 8° to 18° for seating comfort
- Ultra low seat height of 590mm, can be customised to 490mm
- Improved over toilet clearance
- Integrated access trough improves hygiene whilst maintaining toilet bowl clearance height of 465mm
- 4x TENTE total locking castors, brake access from all angles
- Safety arms prevent falls, swing out for transfers
- Open armrests style for a wider sitting surface, with a smaller base footprint for improved accessibility

OPTIONAL



Self propelled option: Anti-tippers and 2x rear lockable self propelling wheels with brakes

Code	BTC065900 - Attendant Propelled	BTC066100 - Self Propelled
Overall Height	895-995mm	895-995mm
Overall Width	535mm	665mm
Seat Width	460mm	460mm
Backrest Height	305mm	305mm
Armrest Height	225mm	225mm
Anterior Seat	590mm	590mm
Posterior Seat	560mm	560mm
SWL	200kg	200kg

Weight Bearing Platform Commode - 530mm



SWL 200kg

5 YEARS WARRANTY Corrosion

1 YEAR WARRANTY Components

ARTG - 286695

- Easy-slide weight bearing platform footrest slides away for transfers
- 8° backrest angle
- Improved over toilet clearance
- Integrated access trough improves hygiene whilst maintaining toilet bowl clearance height of 465mm
- 4x TENTE total locking castors, brake access from all angles
- Safety arms prevent falls, swing out for transfers
- Open armrests style for a wider sitting surface, with a smaller base footprint for improved accessibility

OPTIONAL



Self propelled option: Anti-tippers and 2x rear lockable self propelling wheels with brakes

Code	BTC066050 - Attendant Propelled	BTC066055 - Self Propelled
Overall Height	995mm	995mm
Overall Width	605mm	735mm
Seat Width	530mm	530mm
Backrest Height	305mm	305mm
Armrest Height	225mm	225mm
Anterior Seat	590mm	590mm
Posterior Seat	560mm	560mm
SWL	200kg	200kg

Swing Away Footrest Commode - 530mm



SWL 200kg

5 YEARS WARRANTY Corrosion

1 YEAR WARRANTY Components

ARTG - 286695

- Height adjustable, swing away footrests
- Angle adjustable backrest from 8° to 18° for seating comfort
- Ultra low seat height of 590mm, can be customised to 490mm
- Improved over toilet clearance
- Integrated access trough improves hygiene whilst maintaining toilet bowl clearance height of 465mm
- 4x TENTE total locking castors, brake access from all angles
- Safety arms prevent falls, swing out for transfers
- Open armrests style for a wider sitting surface, with a smaller base footprint for improved accessibility

OPTIONAL



Self propelled option: Anti-tippers and 2x rear lockable self propelling wheels with brakes

Code	BTC066060 - Attendant Propelled	BTC066065 - Self Propelled
Overall Height	995mm	995mm
Overall Width	605mm	735mm
Seat Width	530mm	530mm
Backrest Height	305mm	305mm
Armrest Height	225mm	225mm
Anterior Seat	590mm	590mm
Posterior Seat	560mm	560mm
SWL	200kg	200kg

Bariatric Weight Bearing Platform Commode - 600mm



SWL 400kg

BARIATRIC

5 YEARS WARRANTY Corrosion

1 YEAR WARRANTY Components

ARTG - 286695

- Heavy duty reinforced wide frame can support bariatric users up to 400kg
- Easy-slide weight bearing platform footrest slides away for transfers
- 4x total locking stainless steel castors, brake access from all angles
- Height adjustable reinforced armrests offer drop flat positioning to assist with lateral slide transfers

Code	BTC061400 (Attendant Propelled)
Overall Height	995mm
Overall Width	725mm
Seat Width	600mm
Backrest Height	300mm
Armrest Height	290mm
Anterior Seat	590mm
Posterior Seat	560mm
SWL	400kg

Swing Away Footrest Commode - 600mm



SWL 200kg

5 YEARS WARRANTY Corrosion

1 YEAR WARRANTY Components

ARTG - 286695

- Height adjustable, swing away footrests
- Ultra low seat height of 590mm, can be customised to 490mm
- Angle adjustable backrest from 8° to 18° for seating comfort
- Integrated access trough improves hygiene whilst maintaining toilet bowl clearance height of 465mm
- Safety arms prevent falls, swing out for transfers
- Open armrests style for a wider sitting surface whilst maintaining a smaller base footprint for improved accessibility
- 4x TENTE total locking castors, brake access from all angles

OPTIONAL



Self propelled option: Anti-tippers for maximum safety and 2x rear lockable self propelling wheels

Code	BTC061300 (Attendant Propelled)	BTC061305 (Self Propelled)
Overall Height	995mm	995mm
Overall Width	675mm	805mm
Seat Width	600mm	600mm
Backrest Height	305mm	305mm
Armrest Height	225mm	225mm
Anterior Seat	590mm	590mm
Posterior Seat	560mm	560mm
SWL	200kg	200kg

Tilt & Recline Shower Commode



- 30° backrest angle adjustment in 10° increments for effortless repositioning and maximum user comfort
- -5° to 35° gas-assisted tilt-in-space functionality minimises manual handling efforts
- Backrest may be configured as full length or 3/4 length to accommodate an advanced headrest
- Open back straps provide access for bathing
- Safety arms prevent falls and swing back out of the way for transfers
- Open back straps provide access for bathing



30° backrest angle adjustment in 10° increments



-5° to 35° tilt-in-space functionality

Code	BTC066030	BTC066040
Overall Height	1315mm - 1485mm	1315mm - 1485mm
Overall Width	560mm	630mm
Seat Width	460mm	530mm
Backrest Height	900mm	900mm
Armrest Height	275mm	275mm
Anterior Seat Height	460mm - 630mm	460mm - 630mm
Posterior Seat Height	460mm - 620mm	460mm - 620mm
SWL	200kg	200kg

SWL 200kg

5 YEARS WARRANTY
Corrosion

1 YEAR WARRANTY
Components

ARTG- 286695

Bariatric Shower Commode



- Super heavy duty bariatric design with 790mm seat and 350kg SWL
- Padded seat and arms for maximum comfort
- Removable arms to assist with positioning and allow lateral slide transfers
- 4x lockable castors maximise safety by providing carer access to a brake at all angles around the commode
- Height adjustable, swing away footrests for optimal positioning and ease of transfers



790mm seat and 350kg SWL



Padded seat and arms

Code	BTC061200
Overall Height	990mm
Overall Width	900mm
Seat Width	790mm
Backrest Height	430mm
Armrest Height	170mm
Anterior Seat	570mm
Posterior Seat	570mm
SWL	350kg


SWL 350kg

5 YEARS WARRANTY
Corrosion

1 YEAR WARRANTY
Components

ARTG- 286695

Shower Commode Seats



Open Seat - 460mm	BTC066600
Closed Seat - 460mm	BTC066700
Open Seat - 530mm	BTC066750
Open Seat - 600mm	BTC066800

1 YEAR WARRANTY

ARTG- 286695

- Moulded and seamless soft PU seats designed for comfort and durability
- Easy clean, fully sealed surface for infection control
- Choose the size appropriately to fit your Aspire Shower Commode
- Adaptable to most shower commode brands
- M6 Tri Nut assembly kit needed for seat attachment. Comes as standard with all commodes. Available as a spare part if lost (GSP342405)

Hand Made Pressure Reducing Shower Commode Seats



Open Front - 320mm	BTC089122
Closed Front - 320mm	BTC089124
Open Front - 400mm	BTC089126
Closed Front - 400mm	BTC089128
Open Front - 460mm	BTC089130
Closed Front - 460mm	BTC089140
Open Left - 460mm	BTC089150
Open Right - 460mm	BTC089160
Custom Option	BTC089250

Open Front - 500mm	BTC089170
Closed Front - 500mm	BTC089180
Open Front - 550mm	BTC089190
Closed Front - 550mm	BTC089200
Open Front - 600mm	BTC089210
Closed Front - 600mm	BTC089220
Open Front - 650mm	BTC089230
Closed Front - 650mm	BTC089240

1 YEAR WARRANTY

ARTG- 286695

Shower Commode Accessories

1. Self Propelling Conversion Kit
ARTG- 286695

2. Elevating Leg Rest
ARTG- 286695

3. Commode Bowl & Pan
ARTG- 230171

4. Pan Carrier
ARTG- 286695

5. Oxygen Bottle Carrier
ARTG- 286695

6. Adjustable IV Pole
ARTG- 286695

7. Adjustable Pelvis Belt
ARTG- 286695

8. Advanced Headrest
ARTG- 286695

9. Stump Support
ARTG- 286695

10. Lateral Support
ARTG- 286695

	Code	Product
1	BTC082900	Self Propelling Conversion Kit
2	BTC067108M	Elevating Legrests - Left - Swing Away Commodes Only
	BTC067109M	Elevating Legrests - Right - Swing Away Commodes Only
	BTC067110M	Elevating Legrests - Left - Tilt & Recline Commodes Only
	BTC067115M	Elevating Legrests - Right - Tilt & Recline Commodes Only
	BTC081610	Commode Bowl with Lid & Handle
3	BTT151800	Bed Pan

	Code	Product
4	BTC066400	Pan Carrier
5	BTC067200	Oxygen Bottle Carrier
6	BTC067103	Adjustable IV Pole
7	BTC067100	Adjustable Pelvic Belt
8	BTC067050	Advanced Headrest
9	BTC067105	Stump Support
10	WCA867010	Lateral Support

Verto Electric Height Adjustable Tilt in Space



- Robust , lightweight design with removable and height adjustable polyurethane backrest and height adjustable padded headrest
- Ergonomic release handle for high/low adjustment
- 125mm anti-static total lock maintenance free castors, epoxy powder coated stainless steel frame and removable battery
- Clip on seat can be easily removed for cleaning
- Padded swing back armrests and swing away, height adjustable footrests with padded calf supports

Code	BTC069502	BTC069505	BTC069507
Overall Width	670mm	700mm	700mm
Backrest Height	520mm	630mm	630mm
Seat Height	530mm	590mm	590mm
Seat Width	470mm	600mm	700mm
Tilt Angle	30°	10-30°	10-35°
SWL	150kg	250kg	250kg



Verto Shower Commode Seat Options



Code	Product	Code	Product	Code	Product
BTC069520	Polyurethane - Closed Front - 470mm	BTC089131	Pressure Reducing Seat - Open -Width 460mm	BTC069525	Shower Commode Seat - Open Front w/ Pan Carrier Runners - 550mm
BTC069510*	Polyurethane - Open Front - 470mm	BTC089130*	Pressure Reducing Seat - Closed -Width 460mm	BTC069530	Shower Commode Seat - Open Front w/ Pan Carrier Runners - 550mm

All seats above are compatible with the Verto Shower Commode Range

MAXI Shower Chair



- Super heavy duty adjustable width shower chair
- Soft padded seat, back, and arms provide postural support
- Reinforced aluminium frame accommodates bariatric users and is corrosion resistant
- Height adjustable legs with easy circlip adjustment points
- Raised armrests to assist the user in transferring on and off the chair
- Durable non-slip feet provide excellent grip and stability in wet conditions. Stainless steel washer enhances durability



Super heavy duty width adjustable frame
Up to 775mm wide

Code	BTS118020
Overall Height	670 - 1005mm
Overall Width	645 - 845mm
Overall Depth	495mm
Seat Height	455 - 575mm
Sitting Width	575 - 775mm
Seat Depth	455mm
SWL	310kg



ARTG- 306118

MAXI Shower Stool



ARTG- 306118

- Super heavy duty adjustable width shower stool
- Soft padded seat and arms provide postural support
- Reinforced aluminium frame accommodates bariatric users and is corrosion resistant
- Height adjustable legs with easy circlip adjustment points
- Raised armrests to assist the user in transferring on and off the over toilet aid seat
- Durable non-slip feet provide excellent grip and stability in wet conditions. Stainless steel washer enhances durability



Super heavy duty width adjustable frame
Up to 775mm wide

Code	BTS119030
Overall Height	670 - 790mm
Overall Width	645 - 845mm
Overall Depth	495mm
Seat Height	455 - 575mm
Sitting Width	575 - 775mm
Seat Depth	455mm
SWL	310kg

MAXI Over Toilet Aid



ARTG- 306118

- Super heavy duty adjustable width over toilet aid
- Reinforced aluminium frame accommodates bariatric users and is corrosion resistant
- Height adjustable legs with easy circlip adjustment points
- Raised armrests to assist the user in transferring on and off the stool
- Durable non-slip feet provide excellent grip and stability in wet conditions. Stainless steel washer enhances durability



Soft padded flip up seat for easy cleaning
Up to 775mm wide

Code	BTT145020
Overall Height	670 - 790mm
Overall Width	645 - 845mm
Overall Depth	495mm
Seat Height	455 - 575mm
Sitting Width	575 - 775mm
Seat Depth	455mm
SWL	310kg

Shower Chair

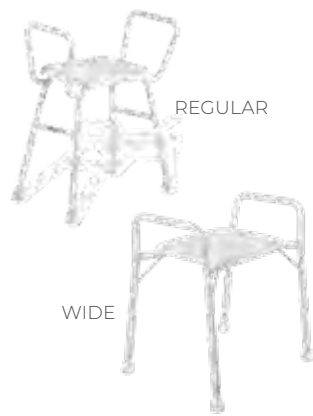


Steel ARTG- 230166 | Aluminum ARTG- 230167

- Contoured plastic seat with drainage holes
- Height adjustable legs and raised armrests for assisted user transfer
- Frames individually treated for corrosion resistance
- Non-slip grip and stability in wet conditions
- Stainless steel washer within enhances durability
- Heavy duty, reinforced frame accommodates very high SWL

Code	Regular BTS118000 - Steel, BTS118005 - Alum.	Wide BTS118010 - Steel BTS118015 - Alum.
Overall Height	735 - 910mm	735 - 910mm
Overall Width	512mm	570mm
Overall Depth	570mm	570mm
Seat Height	375 - 550mm	375 - 550mm
Seat Width	440mm	440mm
Seat Depth	400mm	400mm
Width Between Arms	470mm	525mm
SWL	200kg	200kg

Shower Stool



- Clip on seat or padded back attachment – For easy assembly and cleaning
- Height adjustable legs – Easy push button height adjustment for changing needs
- All frames are individually treated for corrosion resistance



SWL 175kg

5 YEARS WARRANTY Corrosion

1 YEAR WARRANTY Structure

Steel ARTG- 230166 | Aluminum ARTG- 230167

Code	Regular BTS119000 - Steel BTS119005 - Alum	Wide BTS119010 - Steel BTS119015 - Alum.
Overall Height	670 - 855mm	575 - 765mm
Overall Width	545mm	570mm
Overall Depth	400mm	500mm
Seat Height	470 - 655mm	425 - 615mm
Seat Width	375mm	420mm
Seat Depth	310mm	365mm
Width Between Arms	495mm	525mm
SWL	175kg	175kg
With Padded Attachments	BTS119020 - Regular Steel + Seat BTS119025 - Regular Steel + Seat & Back	

Over Toilet Aid



- Raised armrests assist the user transferring on and off
- Comfortable, contoured seat with clip on attachment height adjustable legs
- Frames individually treated for corrosion resistance
- Removable, moulded splash guard provided
- Durable non-slip feet for grip and stability in wet conditions and a stainless steel washer within enhances durability

OPTIONAL

Padded Toilet Seat (BTT145110)

Code	Regular BTT145000 - Steel BTT145005 - Alum	Wide BTT145010 - Steel BTT145015 - Alum
Overall Height	700 - 880mm	700 - 880mm
Overall Width	512mm	570mm
Overall Depth	625mm	625mm
Seat Height	450 - 630mm	450 - 630mm
Seat Width	370mm	370mm
Seat Depth	435mm	435mm
Width Between Arms	460mm	525mm
SWL	175kg	175kg

SWL 175kg

5 YEARS WARRANTY Corrosion

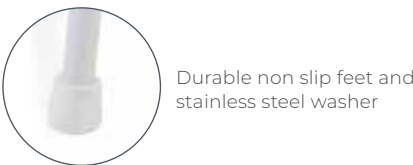
1 YEAR WARRANTY Structure

Steel ARTG- 230170 | Aluminum ARTG- 230169

Toilet Surround Frame



- Height adjustable frame with easy push button height adjustment
- Raised armrests assist the user transferring on and off the toilet
- Durable non-slip feet provide excellent grip and stability in wet conditions and a stainless steel washer within enhances durability
- Additional height increments on one leg – accommodates uneven surfaces



SWL 175kg

5 YEARS WARRANTY Corrosion

1 YEAR WARRANTY Structure

ARTG- 230170

Code	BTT155100
Overall Height	535 - 660mm
Overall Width	500mm
Overall Depth	435mm
Between Arms	450mm
Unit Weight	3kg
SWL	175kg

Raised Toilet Seat



- Three heights available – helps facilitate sit-to-stand transfers
- Contoured plastic seat – comfortable and durable
- Fully sealed structure – easy to clean for increased infection control
- Generous cut outs at the front and rear for personal care and hygiene
- Two adjustable mounting brackets – provide an adjustable, secure fit



SWL 200kg

5 YEARS WARRANTY Corrosion

1 YEAR WARRANTY Structure

ARTG- 242921

OPTIONAL

Available with or without lid

No Lid - Code	BTT149800 - 50mm BTT150200 - 100mm BTT150300 - 150mm
With Lid - Code	BTT149900 - 50mm BTT150100 - 100mm BTT150400 - 150mm
Overall Height	2" (50 mm) 4" (100 mm) 6" (150 mm)
Unit Weight	1.4kg
SWL	200kg

Urinal and Bed Pans



1. Spill Proof Urinal



2. Male Urinal With Lid



3. Male Urinal



4. Male Urinal With Screw Lid



5. Female Urinal Cygnet



6. Female Urinal



7. Bed Pan
ARTG- 230087



8. Bed Pan Slipper



9. Urinal Bottle Holder



10. Commode Bowl
ARTG- 230171

	Code	Product
1	BTT148200	Spill Proof Male Urinal
2	BTT148450	Male Urinal with Lid
3	BTT145700	Male Urinal - Green
	BTT160900	Male Urinal - Clear
4	BTT148400	Male Urinal with Screw Lid
5	BTT148800	Female Urinal Cygnet
6	BTT148700	Female Urinal
7	BTT151800	Bed Pan
8	BTT148000	Bed Pan Slipper - Small
	BTT161500	Bed Pan Slipper - Large
9	BTT149000	Urinal Bottle Holder
10	BTC081610	Commode Bowl with Lid and Handle

**CSAT
GROUP**

CONSTRUIRE &
SOIGNER
AFRIQUE
TANDIA

Patient Transport and Mobility

In demanding hospital and medical environments, robust and durable wheelchairs are essential. Designed to help transfer those who are unable to walk, a wheelchair is useful for patients entering and exiting the hospital, as well as those who need to be moved between rooms, wards, and areas.

CSAT GROUP offers a range of high-quality wheelchairs that can be used to transfer patients safely and comfortably. Our selection of wheelchairs includes a variety of manual options as well as sturdy bariatric choices. We also offer foldable styles, which are ideal for easy storage when not in use. Suitable for hospitals and medical facilities, our wheelchairs are easy to push and manoeuvre. They are available in various sizes and designs to cater to different requirements.

**CSAT
GROUP**


CONSTRUIRE &
SOIGNER
AFRIQUE
TANDIA

Assist 2 - WARD Vinyl



OPTIONAL
Frame Fix Mod (AAL848590)

OPTIONAL ACCESSORIES
Refer to Wheelchair Accessories Matrix on pages 52-53 to see the range



- Hospital grade fire retardant vinyl is easily sanitised for infection control
- Robust folding steel frame can also be fixed to stop chair folding - optional mod available
- 8" height adjustable castors
- Height adjustable footrests
- Swing-back, removable armrests
- Quick release, solid 24" tyres
- Push-to-lock brakes
- Frame fix mod to stop chair being folded (optional)

Code	MWS449340 - 350mm (14")
	MWS449350 - 400mm (16")
	MWS449360 - 450mm (18")
	MWS449370 - 500mm (20")
	MWS449380 - HD - 570mm (22")
Seat Width	MWS449390 - HD - 610mm (24")
	350 - 610mm
Seat Depth	400mm
Seat Height	460 - 500mm
SWL	140kg
HD SWL	180kg

SWL 140kg

HD SWL 180kg


2 YEARS WARRANTY
Frame

1 YEAR WARRANTY
Components

Assist 2 - Everyday



- Folding steel frame
- Swing-away, removable height adjustable footrests
- Swing-back, removable armrests
- Quick release, solid 24" tyres
- Push-to-lock brakes
- 8" height adjustable castors
- Dacron fire retardant fabric



Seat Width	350 - 500mm
Seat Depth	400mm
Seat Height	460 - 500mm
SWL	140kg
Code	MWS449300 - 350mm (14")
	MWS449310 - 400mm (16")
	MWS449320 - 450mm (18")
	MWS449330 - 500mm (20")

SWL 140kg

2 YEARS WARRANTY
Frame

1 YEAR WARRANTY
Components

Evoke 2 - Lightweight & Highly Adjustable



- Highly adjustable lightweight folding wheelchair
- Swing-away and removable legrests
- Height and angle adjustable footrests
- Quick release, solid 24" tyres, height and depth adjustable
- 8" height and angle adjustable castors
- Easy access push-to-lock brakes
- Depth and height adjustable seat
- Height, tension, angle and depth adjustable backrest
- Dacron fire retardant fabric
- Standard cushion included

OPTIONAL
Contoured Padded Overlay
(Refer to Wheelchair Accessories Matrix on pages 52-53)

Code	MWS449500 - 350mm (14")
	MWS449510 - 400mm (16")
	MWS449520 - 450mm (18")
	MWS449530 - 500mm (20")
	MWS449540 - HD - 570mm (22")
Seat Width	MWS449550 - HD - 610mm (24")
	350 - 610mm
Seat Depth	400 - 475mm
Seat Height	440 - 480mm
SWL	150kg
HD SWL	190kg

SWL 150kg

HD SWL 190kg

2 YEARS WARRANTY
Frame

1 YEAR WARRANTY
Components

Evoke 2 - Junior



- Highly adjustable lightweight paediatric folding wheelchair
- Swing-away and removable legrests
- Height and angle adjustable footrests
- Height adjustable and removable armrests
- Quick release, solid 20" tyres
- Easy access push-to-lock brakes
- Height and depth adjustable seat
- Height, angle, and depth adjustable backrest



Swing-away removable legrests



8" height and angle adjustable castors

SWL 150kg

2 YEARS WARRANTY
Frame

1 YEAR WARRANTY
Components

ARTG- 291670

Code	MWS449560
Seat Width	300mm
Seat Depth	300 - 375mm
Seat Height	360 - 410mm
SWL	140kg

Rehab RX JNR



- Highly configurable tilt-in-space chair for paediatric users in the rehab environment
- Elevating legrests
- Quick release, solid 20" tyres
- Height and angle adjustable legrest
- Attendant operated drum brakes and push-to-lock handbrakes
- Adjustable backrest, armrests, footrests, headrest
- 6"castors
- PU breathable multi-stretch fabric covers
- Multilayer castellated back and seat cushions with gentle lumbar build up and lateral supports



Multilayer castellated back & seat cushions

SWL 180kg

2 YEARS WARRANTY
Frame

1 YEAR WARRANTY
Components

ARTG- 291393

Code	MWS449630
Seat Width	320 - 370mm
Seat Depth	440 - 490mm
Seat Height	400 - 475mm
SWL	180kg


Rehab RX - Advanced Tilt-In-Space



- Highly configurable, for complex needs in rehab environment
- Elevating legrests
- Quick release, solid 24" tyres, height and depth adjustable
- Attendant operated drum brakes, push-to-lock handbrakes
- Adjustable backrest, armrests, footrests, and headrest
- Breathable PU multi-stretch fabric covers for pressure redistribution
- Multilayer castellated back and seat cushions with gentle lumbar build up and lateral supports
- 6" castors



Swing-away, removable, padded, and elevating legrests



Multilayer castellated back and seat cushions

INFECTION CONTROL

SWL 180kg

2 YEARS WARRANTY
Frame

1 YEAR WARRANTY
Components

Rehab RX Advanced	MWS449710 - 410 - 460mm (16 - 18")
	MWS449720 - 460 - 510mm (18 - 20")
	MWS449740 - 510 - 560mm (20 - 22")
Seat Width	410 - 560mm
Seat Depth	440 - 560mm
Seat Height	400 - 475mm
SWL	180kg

Power Assist



- Easily attaches directly on to manual wheelchairs
- Features an easy-to-use squeeze trigger mechanism
- Comes with an easy-to use controller with speed dial, battery indicator, and hand-controlled lever
- Customisable speed settings
- Range up to 16km between charges
- Dual-wheel design for added traction and stability
- Maximum speed of up to 5km/h

SWL 120kg

ARTG- 291393

Code	Power Assist WCA858501	Power Assist HD WCA858511
Suits	Seat Widths 16" – 20"	Seat Widths 16" – 24"
Max Speed	5km/h	6.4km/h
SWL	120kg	182kg

Transit 2 - Transporter



- Folding steel frame
- Swing away and removable arm rests facilitate user transfers and also makes for easier transport and storage.
- Height adjustable, removable foot rests facilitate user transfers and allows for optimal positioning for the changing needs of the user
- Quick release 12" solid rear tyres - wheels are easily removed to reduce weight of the chair for transport and storage
- 8" height adjustable castors
- Dacron fire retardant fabric

OPTIONAL ACCESSORIES
Refer to Wheelchair Accessories Matrix on pages 52-53



Attendant push-to-lock brakes

Code	MWS449410 - 400mm (16")
	MWS449420 - 450mm (18")
	MWS449430 - 500mm (20")
Seat Width	400 - 500mm
Seat Depth	400mm
Seat Height	460 - 500mm
SWL	140kg

SWL 140kg

2 YEARS WARRANTY Frame

1 YEAR WARRANTY Components

ARTG- 291670

Heavy Duty & Super Heavy Duty Wheelchair



- Reinforced wheelchair for bariatric users
- Extra wide seat widths and reinforced construction accommodates larger users
- Moulded composite mag wheels
- Swing-away detachable footrests and removable padded armrests
- Durable chrome-plated steel construction
- Vinyl wipe clean seating surfaces



Removable padded armrest

Heavy Duty	MWS442910 - 500mm (20") - 136kg	
	MWS442911 - 550mm (22")	
	MWS442912 - 600mm (24")	
Super Heavy Duty	MWS442901 - 650mm (26")	
	MWS442902 - 700mm (28")	
Description	Heavy Duty	Super Heavy Duty
Seat Width	500 - 600mm	650 - 700mm
Seat Depth	400 - 450mm	500mm
Seat Height	500mm	500mm
SWL	204kg	318kg

SWL 136kg

HD SWL 204kg

SHD SWL 318kg

BARIATRIC

3 YEARS WARRANTY

ARTG- 222040

Aspire Wheelchairs Accessories

1. Contoured Padded Overlay



2. Depth & Height Adjustable Armrest



3. Gutter Armrest



4. Drum Brakes



5. Depth Extension



6. Therapist-Friendly Tool-Free Adjustment Kit



7. Meal Tray



8. Anti-Tip Bars



9. IV Pole



10. Safety Lap Belt



11. Extended Back Cane - Pair



12. Headrest Assembly - Deluxe Style



13. Calf Strap



14. Camber Kit



15. Elevating Legrest



16. Stump Support



17. Oxygen Bottle Holder



18. Brake Extension Lever



19. Lateral Support



Please refer to:
Aspire Wheelchair
Accessories Matrix
on pages 52-53
for compatibility

ARTG- 291670 | ARTG- 291393

Aspire Wheelchairs Accessories Matrix

To see if the accessory is **compatible** or **available** with specific wheelchairs.

No.	Codes	Product Description	Suits					
Contoured Padded Overlays			Evoke 2	Evoke 2 JNR	Rehab RX JNR	Rehab RX	Assist 2	Transit 2
1	WCA848330	Contoured Padded Overlay - 350mm Wide	●				●	
	WCA848340	Contoured Padded Overlay - 400mm Wide	●				●	●
	WCA848350	Contoured Padded Overlay - 450mm Wide	●				●	●
	WCA848360	Contoured Padded Overlay - 500mm Wide	●				●	●
	WCA848370	Contoured Padded Overlay - 570mm Wide	●				●	
	WCA848380	Contoured Padded Overlay - 610mm Wide	●				●	
Depth and Height Adjustable Armrest								
2	WCA848390	Depth & Height Adjustable Armrest - Left	●					
	WCA848400	Depth & Height Adjustable Armrest - Right	●					
Gutter Armrest *								
3	WCA848410	Gutter Armrest Pad - Left	●					
	WCA848420	Gutter Armrest Pad - Right	●					
Drum Brakes								
4	WCA848510	Rear Wheels w/Drum Brakes Kit - 16in		●	●	●		
	WCA848520	Rear Wheels w/Drum Brakes Kit - 20in		●	○	●		
	WCA848500	Rear Wheels w/Drum Brakes Kit - 24in	●			○		
Depth Extensions								
5	WCA848530	Base Frame Extension Kit - 50mm - Black				●		
	WCA848540	Base Frame Extension Kit - 100mm - Black				●		
Other								
6	WCA848550	Therapist-Friendly Tool-Free Adjustment Kit			●	●		
7	WCA848560	Meal Tray - 320mm to 410mm			●	●		
	WCA848570	Meal Tray - 460mm to 510mm				●		
8	WCA848270	Anti-Tip Bars	●	●	○	○	●	●
9	WCA848280	IV Pole	●	●	●	●	●	●
10	WCA848300	Safety Lap Belt - Metal Seatbelt Buckle	●	●	●	●	●	●
11	WCA848470	Extended Back Cane - Pair - 19/21in	●	●				
12	WCA848480	Headrest Assembly - Deluxe Style	●	●				
13	WCA848580	Calf Strap	●	●	●	●	●	●
14	WCA848490	Camber Kit	●	●				
-	AAL848590	Security Mod - ASSIST2 WARD Only					●	

ARTG- 291670 | ARTG- 291393

KEY

Evoke 2

Evoke 2 JNR

Rehab RX JNR

Rehab RX

Assist 2

Transit 2

Included Accessory

Optional Accessory

*Note: Side transfers are not possible when gutter armrests are attached

Aspire Wheelchairs Accessories Matrix

To see if the accessory is **compatible** or **available** with specific wheelchairs.

No.	Codes	Product Description	Suits					
Elevating Legrest			Evoke 2	Evoke 2 JNR	Rehab RX JNR	Rehab RX	Assist 2	Transit 2
15	WCA848100	Elevating Legrest - Left - 300/320/350/400/410mm	●	●	○	○	●	●
	WCA848110	Elevating Legrest - Right - 300/320/350/400/410mm	●	●	○	○	●	●
	WCA848120	Elevating Legrest - Left - 450/460/500/510mm	●			○	●	●
	WCA848130	Elevating Legrest - Right - 450/460/500/510mm	●			○	●	●
	WCA848140	Elevating Legrest - Left - 570/610mm	●				●	
	WCA848150	Elevating Legrest - Right - 570/610mm	●				●	
Stump Supports								
16	WCA848220	Stump Support - Left - Silver - 300/320/350/400/450mm	●	●	●	●	●	●
	WCA848230	Stump Support - Right - Silver - 300/320/350/400/450mm	●	●	●	●	●	●
	WCA848240	Stump Support - Left - Silver - 500/550/570/610mm	●			●	●	●
	WCA848250	Stump Support - Right - Silver - 500/550/570/610mm	●			●	●	●
	WCA848260	Stump Support - Extension Bracket- Silver	●	●			●	●
Oxygen Bottle Holders								
17	WCA848290	Oxygen Bottle Holder	●	●			●	●
	WAA695600	Oxygen Bottle Bag			●	●		
Brake Extensions								
18	WCA848310	Brake Extension Lever - Left	●	●			●	●
	WCA848320	Brake Extension Lever - Right	●	●			●	●
Lateral Supports								
19	WCA848430	Lateral Chest Support - Left	●	●				
	WCA848440	Lateral Chest Support - Right	●	●				
	WCA848450	Lateral Chest Support - Left				●		
	WCA848460	Lateral Chest Support - Right				●		

ARTG- 291670 | ARTG- 291393

KEY

Evoke 2

Evoke 2 JNR

Rehab RX JNR

Rehab RX

Assist 2

Transit 2

Included Accessory

Optional Accessory

*Note: Side transfers are not possible when gutter armrests are attached

Underarm Crutches - Bariatric



SWL
249kg

1 YEAR WARRANTY

ARTG - 99895

- Designed with strength to support the bariatric user
- Steel construction provides durability and support up to 249kg
- Ferrule: 22mm

Code	WAC688200 - Adult/Tall	WAC688300 - Adult/Medium
Height	1750 - 1980mm	1550 - 1750mm
Material	Steel	
Product Weight	4.7 kg	
SWL	249kg	

Underarm Crutches - Red Dot



SWL
136kg

1 YEAR WARRANTY

ARTG - 99895

- Patented clip - lock adjustable handle and push button foot pieces for fast, precise measuring and fitting
- Lightweight aluminum frame
- High density rubber cushions and hand grips providing long wear and greater comfort
- Ferrule: 22mm

Code	WAC692300 - Child/ Paediatric	WAC692500 - Youth/Small	WAC692200 - Adult/Medium	WAC692400 - Tall/Large
User Height	1220 - 1370mm	1320 - 1570mm	1550 - 1750mm	1780 - 1980mm
Height	787 - 940mm	940 - 1140mm	1120 - 1320mm	1320 - 1520mm
Material	Aluminum			
Product Weight	1.25kg			
SWL	136kg			

Underarm Crutches - Wing Nut



SWL
136kg

1 YEAR WARRANTY

ARTG - 99895

- Easy to use wing nut height adjustment
- Lightweight aluminium frame
- High density rubber cushions and handgrips providing long wear and greater comfort

Code	WAC692503 - Youth Small	WAC692502 - Adult Medium	WAC692501 - Adult Tall/Large
Height	940 - 1145mm	1120 - 1320mm	1350 - 1520mm
Material	Aluminum		
SWL	136kg		

Forearm Crutches



SWL
180kg

1 YEAR WARRANTY

ARTG - 99895

- Lightweight and durable forearm crutches to suit a large range of users
- Cuff provides a secure fitting to the forearm
- Adjustable height between cuff and handle and ground
- Ferrule: 22mm

Code	WAC692000 - Youth Small	WAC691400 - Adult Medium	WAC691800 - Adult Tall/Large
User Height	1230 - 1640mm	1480 - 1860mm	1740 - 2040mm
Height	530 - 735mm	635 - 910mm	820 - 1075mm
Material	Aluminum		
Product Weight	1.2kg		
SWL	180kg		

Forearm Crutches - Ergonomic



SWL
127kg

1 YEAR WARRANTY

ARTG - 99895

- Lightweight and durable forearm crutches to suit a large range of users
- Ergonomic shaped handle distributes the pressure more evenly across the hand
- Cuff provides a secure fitting to the forearm

Code	WAC691500 - Medium	WAC691900 - Large
Height	580 - 835mm	680 - 935mm
Material	Aluminum	
SWL	127kg	

Forearm Crutches - Kids



SWL
100kg

1 YEAR WARRANTY

ARTG - 99895

- Just for kids
- These light weight yellow Forearm Crutches are height adjustable
- Ferrule: 18mm

Code	WAC691700 - Child 4 to 7yrs	WAC691600 - Child 6 to 10yrs
Height	406 - 559mm	457 - 656mm
Material	Aluminum	
SWL	100kg	

**CSAT
GROUP**

CONSTRUIRE &
SOIGNER
AFRIQUE
TANDIA

Pressure Relief Chairs

Patients who spend extended periods of time sitting or lying require specific mobility aids to ensure they remain comfortable and to prevent the development of pressure sores. Uniquely designed to allow immersion and envelopment, pressure relief chairs help to redistribute pressure across the surface of the skin.

Made using specialised fabrics, the CSAT GROUP collection of pressure relief seats and chairs are designed to be comfortable, durable, and easy to clean. Our selection of air comfort chairs also offers users exceptional comfort and relief with the aid of air cushioned seating. Along with our selection of pressure relieving chairs, you will also find a comprehensive range of accessories including leg rests, armrest covers, tray tables, seat covers, seat belts, head cushions, and footplates.

**CSAT
GROUP**

CONSTRUIRE &
SOIGNER
AFRIQUE
TANDIA

Mobile Air Chair



Pictured with optional padded footrest

- Promotes skin immersion and envelopment, redistributing skin pressure, reducing the risk of pressure injury
- Lie-flat position converts chair into a bed for prolonged periods of use
- Swing away wings and armrests for improved patient transfer access
- Adjustable foam matrix in backrest
- Gas assisted tilt, recline, and leg raise
- Removable and washable covers for infection control
- Lockable castors with directional control



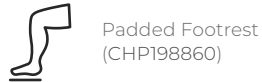
Adjustable Foam Matrix



3 YEARS WARRANTY
Frame

1 YEAR WARRANTY
Fabric

OPTIONAL



Padded Footrest
(CHP198860)



Meal Tray
(CHP198861)




Fold-away Tray
Table (CHP198860)

Code	CHP198850 (Small)	CHP198855 (Large)
Overall Height	1290mm	1290mm
Overall Width	610mm	700mm
Overall Depth	690mm	690mm
Seat Height	650mm	650mm
Seat Width	410mm	500mm
Seat Depth	560mm	560mm
Recline Angle	0° - 90°	0° - 90°
Tilt Angle	0° - 25°	0° - 25°
Leg Raise Angle	0° to 90°	0° - 90°
SWL	180kg	180kg

Shell Chair



- Designed to maximise user access and social interaction in aged care facility or Healthcare environments
- Anterior tilt function for sit to stand transfers reduces manual handling
- Adjustable seat height
- Safety lap belt
- Ergonomic leg rest automatically raises or lowers as the chair is tilted
- Lightweight and manoeuvrable - 12.5" rear wheels with foot brake, 5" front swivel castors



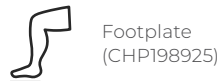
Ergonomic Push Handle



2 YEARS WARRANTY
Frame

1 YEAR WARRANTY
Fabric

OPTIONAL



Footplate
(CHP198925)



Meal Tray
(CHP198920)



Pillow Headrest
(CHP198930)

Code	CHP198910 (Medium)	CHP198915 (Large)
Overall Width	700mm	720mm
Overall Depth	890mm	890mm
Seat Height	450 - 530mm	450 - 530mm
Seat Width	450mm	510mm
Seat Depth	440mm	470mm
Forward Tilt Angle	0° - -3°	0° - -3°
Backward Tilt	0° - 27°	0° - 27°
Leg Raise Angle	0° - 90°	0° - 90°
SWL	135kg	135kg

Cove Chair



Available with vinyl outer surface upon request



Features and Benefits

- For improved postural, pressure care, and comfort for users requiring medium to high level support
- Easily transported to facilitate inclusiveness and social interaction
- Gas assisted leg raise operates independently of tilt to allow infinite positioning combinations and maximise lower leg support
- Anatomical legrest movement, depth adjustable seat, and transitional support armrests
- Adjustable pressure seat cushion - a hybrid air-foam seat cushion with simple reinflation offers convenient pressure adjustment to carers and maintenance staff
- Ergonomic carer push handles
- Complex pressure care compatibility - layered seat structure accommodates after-market pressure care cushions

OUTCOMES



Foot
Extended



Reclined and
Foot Extended

COLOUR OPTIONS



Navy Multistretch & Bronx Steel Warwick



Grey Multistretch & Andreas Pumice Warwick

OPTIONAL ACCESSORIES



Footrest - CHP198985
Footrests helps enhance patient comfort and reduce discomfort by positioning the legs and feet in a neutral position while seated.



Tray Table - CHP198980
Allows for storage of personal items or medical instruments during treatment.



Advanced Immersion Backrest
Medium | Grey - CHP198990
Medium | Navy - CHP198991
Large | Grey - CHP198992
Large | Navy - CHP198993
Contouring with an immersive surface for greater lateral support when sitting upright, caters more directly for users with kyphosis.



Code	CHP198965 - Navy / Bronx Steel	CHP198975 - Navy / Bronx Steel
Size	Medium	Large
Overall Height	1270mm	1300mm
Overall Width	780mm	830mm
Overall Length	860 - 1640mm	860 - 1690mm
Seat Height	530mm	540mm
Seat Width	550mm	600mm
Seat Range Depth	500 - 580mm	
Seat to Floor Height	540mm	
Seat to Foot Plate	470mm	
Armrest Height	200mm	
Backrest Height	720 - 750mm	
Seat to Top of Back	710mm	770mm
Neutral Backrest Angle	15° (20° including cushion)	
Backrest Tilt Angle Range	20° - 60°	
Neutral Seat Angle	2.5° (5° including cushion)	
Seat Tilt Angle Range	5° - 45°	
Leg Elevation Range	0° - 90°	
Leg Elevation Range w/Tilt	0° - 130°	
SWL	160kg	

Air Lift Chair



- Adjustable air cell seating redistributes pressure away from bony prominences
- Multistretch pressure reducing backrest offers a breathable and supportive surface for extended sitting and lying
- Firm hand grips improve sit-to-stand efficiency and improve independence
- Removable backrest and seat cushion for easy cleaning and maintenance
- Seat depth is adjustable by 50mm

SWL 140kg

3 YEARS WARRANTY
Frame

1 YEAR WARRANTY
Upholstery

Code	CHP198865	CHP198870	CHP198875	CHP198880
Description	Space Saver Petite	Space Saver Large	Dual Action Petite	Dual Action Large
Seat Width	450mm	510mm	450mm	510mm
Seat Depth	460 – 510mm	460 – 510mm	460 – 510mm	460 – 510mm
Backrest Height	610mm	610mm	610mm	610mm
Seat to Floor	480mm	480mm	480mm	480mm
SWL	140kg	140kg	140kg	140kg



PostureFit Recliner



- A configurable powerlift and recline chair with multiple options for a therapist or carer to ensure the best fit given changing postural and pressure care needs
- Multi stretch pressure reducing patient surface
- Seat width and depth adjustability
- Head tilt and auto extending legrest
- 50mm castors for easy manoeuvrability
- Battery backup
- Provisions to accommodate aftermarket pressure care cushions
- Easily interchangeable backrests options available

Advanced Immersion Waterfall style

SWL 160kg

2 YEARS WARRANTY

Code	CHP198250	CHP198260	CHP198290	CHP198295
Description	PostureFit Recliner Medium	PostureFit Recliner Large	Waterfall backrest cushion	Advanced immersion backrest cushion
Seat Width	510 – 560mm	560 – 610mm	-	-
Seat Depth	420 – 480mm	420 – 480mm	-	-
Backrest Angle	95° – 130°	95° – 135°	-	-
Backrest Height	800mm	800mm	-	-
SWL	160kg	160kg	-	-



Altitude Vertical Lift & Recline Chair



- 4 functions; assisted transfer, recline, vertical lift, and sit-to-stand
- Hand control - large backlit buttons enhance user independence
- Inbuilt battery pack for full chair functionality without powercord
- Transportation handle, multiple grip points
- USB connectivity
- Vertical lift and removable armrests
- Optional wide forearm support
- Tente castors with ultra-low resistance
- Multi-stretch vapour permeable seat and backrest for optimal skin microclimate
- Outer chair surface is upholstered in medical-grade vinyl for infection control

OPTIONAL
Oncology Armrest (CHP227710)
Armchair Table (CHP227720)
ROHO Cushion

Code	CHP227700
Overall Height	1200 - 1340mm
Overall Width	710mm
Overall Depth	800mm
Seat Height	560 - 700mm
Seat Width	510mm
Seat Depth	520mm
Seat to Top of Back	710mm
Overall Recline	1780mm
SWL	150kg

SWL 150kg

1 YEAR WARRANTY



ARTG- 306075

Altitude Recline Chair



- Pressure reducing mobile electric recliner
- Suitable for multiple environments including aged care, blood/treatment clinics, hospitals or for independent use
- Three-tiered cushion construction provides enhanced patient comfort and immersive qualities
- Inbuilt battery pack for full chair functionality without powercord
- Multi-stretch vapour permeable seat and backrest for optimal skin microclimate
- Outer chair surface is upholstered in medical-grade vinyl for infection control
- 4x 75mm Tente castors for easy relocation

OPTIONAL
Oncology Armrest (CHP227715)
Armchair Table (CHP227710)
ROHO Cushion

Code	CHP227705
Overall Height	1200mm
Overall Width	710mm
Overall Depth	800mm
Seat Height	560mm
Seat Width	510mm
Seat Depth	520mm
Seat to Top of Back	710mm
Overall Recline	1780mm
SWL	150kg

SWL 150kg

1 YEAR WARRANTY



ARTG- 306075

Milano Manual Chair



7 YEARS WARRANTY
Frame

1 YEAR WARRANTY
Upholstery

SWL
159kg

This chair gives support, comfort, and pressure management to patients who have low to medium support needs and those who still maintain a degree of mobility. The manual version has gas assisted tilt-in-space, an elevating leg rest, and back angle recline.

Features and Benefits:

- Tilt, recline, and leg rest controlled by handset
- Tilt in space to allow for re-positioning for pressure care and comfort of the user
- Medium to high pressure management cushion, using memory foam
- Adjustable seat width and depth, and foot plate height
- A light weight frame with directional castors

Code	CHP197995
Overall Height	1400mm
Seat Width	400 - 500mm
Seat Depth	375 - 820mm
Backrest Height	700mm
Seat to Floor	500mm
Unit Weight	52kg
SWL	159kg

ARTG- 246892

Milano Electric Chair



7 YEARS WARRANTY
Frame

1 YEAR WARRANTY
Upholstery

SWL
159kg

This chair gives support, comfort, and pressure management to patients who have low to medium support needs and those who still maintain a degree of mobility.

The electricversion has a three feature controller handset that includes motorised tilt-in-space, elevating leg rest, and back angle recline. It includes a Linak Lithium Battery Control Box allowing the chair to be used without connection to mains power.

Features and Benefits:

- Electric tilt, recline, and leg rest controlled by handset
- Tilt in space to allow for re-positioning
- Medium to high pressure management cushion, using memory foam
- Adjustable seat width and depth, and foot plate height
- A light weight frame with directional castors

Code	CHP197997
Overall Height	1130mm
Overall Width	743mm
Overall Depth	1000mm
Seat Height	410mm
Seat Width	600mm
Seat Depth	440mm
Recline Angle	0° - 90°
Leg Raise Angle	0° to 90°
SWL	159kg

ARTG- 246892

Phoenix Chair

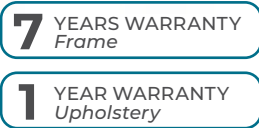


Adjustable Seat Depth

- Effective for seating clients with the following postural conditions: pressure ulcers, reduced upper body tone, kyphosis, scoliosis, muscle contractures, and oedema
- Adjustable head support
- Arm height adjustment
- Backrest recline
- Removable arms
- Elevating legrest
- Manual and powered options

* Seating Matters Chairs are available in other colour options. Please call 1300 133 120 to discuss your requirements.

Code	Large - Manual (CHP197805)
	Large - Electric Leg & Tilt (CHP197810)
Seat Depth	390 - 480mm
	400 - 500mm
Seat Width	400 - 500mm
Total Height	1320mm
Backrest Height	850mm
Seat to Floor	600mm
Unit Weight	67kg
SWL	160kg



Phoenix Chair - Paediatric

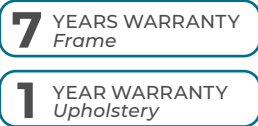


Unique Adjustable Back and Head Support

- Effective for seating paediatric clients with the following postural conditions: risk of pressure ulcers, reduced upper body control, Kyphosis, Scoliosis, muscle contractures, swelling
- Tilt in space
- Back recline and elevating legrest
- Helps manage pressure
- Forward tilt for stand transfers
- Fully adjustable in under 1 minute, without tools
- Shown with electric adjustment option
- Wide range of accessories available, see end of section for details

* Seating Matters Chairs are available in other colour options. Please call 1300 133 120 to discuss your requirements.

Code	CHP197800
Seat Depth	290 - 380mm
Seat Width	250 - 400mm
Total Height	1220mm
Backrest Height	680 - 830mm
Seat to Floor	540mm
Unit Weight	57kg
SWL	160kg



ARTG - 246892

Sorrento Chair



Bariatric Sorrento Chair

- Effective for seating clients with the following postural conditions: cerebral palsy, spinal cord injury, head injury, stroke, multiple sclerosis, Parkinson's disease, motor neurone disease, dementia, Alzheimer's disease
- Tilt in space
- Adjustable back angle recline
- Seat depth adjustment
- Elevating legrest

Code	CHP197822	CHP197823
Description	Standard	Bariatric
Seat Depth	380 - 480mm	410 - 660mm
Seat Width	350 - 600mm	550 - 850mm
Total Height	1320mm	1320mm
Backrest Height	750mm	750mm
Seat to Floor	600mm	600mm
Unit Weight	62kg	120kg
SWL	160kg	294kg



ARTG - 246892

Atlanta Chair



Integrated Push Handles

- Effective for seating clients with the following postural conditions: Huntington's disease, Alzheimer's, lower limb oedema, cellulitis, advanced dementia, Parkinson's disease, brain injury
- Variable angle leg rest used in combination with the integrated tilt and recline helps to elevate the feet
- Integrated tilt and recline mechanism is fundamental in positioning
- Arm height adjustment
- Sliding footplate
- Removable seat cushion

Code	CHP197820
Seat Depth	480mm
Seat Width	380 - 500mm
Total Height	1135mm
Backrest Height	750mm
Seat to Floor	540mm
Unit Weight	67kg
SWL	160kg



ARTG - 246892

Monaco Chair



- Effective for seating clients with the following postural conditions: minor stroke reduced, mobility, poor sitting balance, lower limb swelling and oedema, post operative rehab needs, pressure management needs, postural problems
- Ideal for users with reduced mobility or sitting balance
- Unique angle adjustable seat for an optimum and safe sitting position
- Adjustable back angle recline, waterfall back, optional lateral supports, and pressure management materials.
- Variable angle leg rest can be used to elevate the lower limbs and assist in the management of oedema (optional)

Code	CHP197827
Seat Depth	350 - 550mm
Seat Width	380 - 600mm
Total Height	1205mm
Backrest Height	800mm
Seat to Floor	350 - 500mm
Unit Weight	57kg
SWL	160kg



ARTG - 246892

Aspire Mobile Air Chair Accessories

Footrest



Code	Description
CHP198860	Footrest - Mobile Air Chair

ARTG- 281678

Fold Away Tray Table



Code	Description
CHP198862	Fold-away Tray Table

Aspire Shell Chair Accessories

Pillow Headrest



Code	Description
CHP198930	Pillow Headrest - Shell Chair

ARTG- 277323

Footplate



Code	Description
CHP198925	Pillow Headrest - Shell Chair

Meal Tray



Code	Description
CHP198920	Tray - Shell Chair

Seating Matters Accessories

Seat Cushion



Code	Description
CHP197910	350mm - Phoenix Paed Chair
CHP197915	450mm - Phoenix Chair
CHP197920	500mm - Atlanta Chair
CHP197925	Custom - Phoenix, Paed Phoenix & Atlanta Chairs

ARTG- 246892

Head Cushion



Code	Description
CHP197930	Concave - Phoenix, Paed Phoenix & Atlanta Chairs
CHP197935	Horse Shoe - Phoenix, Paed Phoenix & Atlanta Chairs
CHP197940	Standard - Phoenix, Paed Phoenix & Atlanta Chairs

Armrest Cover



Code	Description
CHP197830	Cover - Phoenix Chair
CHP197835	Cover (1" Padding) - Phoenix Chair
CHP197840	Cover (2" Padding) - Phoenix Chair
CHP197845	Cover (1" Padding) - Phoenix Paed Chair
CHP197850	Cover (2" Padding) - Phoenix Paed Chair
CHP197855	Cover (1" Padding) - Atlanta Chair
CHP197860	Cover (2" Padding) - Atlanta Chair

Seating Matters Accessories

S

Twin Castors



Code	Description
CHP197890	Twin Castors - Phoenix, Paed Phoenix & Atlanta Chairs

Variable Leg Rest



Code	Description
CHP197825	Variable Leg Rest - Atlanta Chair

Tray Table



Code	Description
CHP197875	Tray Table - Phoenix, Paed Phoenix & Atlanta Chairs

Removable Seat Cover



Code	Description
CHP197895	Removable Seat Cover - Phoenix, Paed Phoenix & Atlanta Chairs

Padded Footplate



Code	Description
CHP197900	Padded Footplate - Phoenix, Paed Phoenix & Atlanta Chairs

Tilt Angle Display



Code	Description
CHP197905	Tilt Angle Display - Phoenix Chair

Leg Laterals



Code	Description
CHP197864	Leg Laterals - Paediatric Phoenix Chair
CHP197865	Leg Laterals - Phoenix Chair


ARTG- 246892

Lateral Supports



Code	Description
CHP197869	Lateral Supports - aediatric Phoenix Chair
CHP197870	Lateral Supports - Phoenix Chair

Seat Belt



Code	Description
CHP197880	4 Point Seat Belt - Phoenix, Paed Phoenix & Atlanta Chairs
CHP197885	Single Seat Belt - Phoenix, Paed Phoenix & Atlanta Chairs

**CSAT
GROUP**

CONSTRUIRE &
SOIGNER
AFRIQUE
TANDIA

Sanitisers and Macerators

Central Sterile Services Departments (CSSDs) and pan rooms play vital roles in hospitals and other healthcare facilities. While the pan room accommodates the equipment and utensils required to handle human waste from incapacitated acute care patients, the CCSD manages the cleaning and sterilising of all reusable products and instruments. As such, both are essential elements of hospital hygiene management.

To ensure hospitals are equipped with what they need, CSAT GROUP supplies a range of CSSD and pan room items and equipment. Our selection includes a variety of plasticware and consumables, such as bowls and pans, pulp shapes, detergent, and deodoriser. We also provide high-quality washer sanitisers and macerators, which are ideal for cleaning and steam disinfecting bedpans, urine bottles, slipper pans, bowls, and other utensils.

**CSAT
GROUP**

CONSTRUIRE &
SOIGNER
AFRIQUE
TANDIA

Panamatic Optima 3



The Panamatic Optima 3 Washer Sanitiser operates with hot and cold water. The large wash chamber accommodates up to 6 utensils and urine bottles per cycle.

Features:

- Improved wash performance (Hot and cold water)
- Hands-free open, close and start
- Large capacity chamber
- Easier loading
- + Data logger and dual probes



Greater Versatility



Hands-Free Opening



Easy Loading



1 YEAR WARRANTY

ARTG- 203303

Code	UPM100260	Soil Connection	110mm connections supplied
Electrical Supply	Single Phase 230 V, 13 AMP	Operation Cycle Time	Approx 10 mins - 30ml Ecowash
Electrical Output/Input	Motor - 0.75KW, Heater - 2.5 KW	Steam Disinfection	Exceeds Ao 700, 85°x75secs
Dimensions (W x D x H)	600 x 600 x 900mm	Typical Capacity	3 bedpans + 3 urine bottles/ cycle
Water Supply	15 mm Hot & Cold water 1 - 6 bar	Warranty	1 Year

Panamatic Optima 2



The Panamatic Optima 2 Washer Sanitiser operates with cold water version of the Midi. The more compact washer chamber accommodates up to 4 pans and bottles per cycle.

Features:

- Improved wash performance (hot and cold water)
- Efficient water and power use
- Hands-free open, close and start
- MicrobeSafe antimicrobial lid
- Steam disinfection cycle
- Easier loading
- + Data logger and dual probes



Hands Free Start Cycle



Hands-Free Opening



Easy Loading



1 YEAR WARRANTY

ARTG- 203303

Code	UPM100210	Soil Connection	110mm connections supplied
Electrical Supply	Single Phase 230 V, 13 AMP	Operation Cycle Time	Approx 8 mins / 30ml EcoWash
Electrical Output/Input	Motor - 0.75 KW, Heater - 2.5KW	Steam Disinfection	Exceeds Ao 700, 85° x 75 secs
Dimensions (W x D x H)	500 x 600 x 1042mm	Typical Capacity	2 bedpans + 2 urine bottles/ cycle
Water Supply	15 mm Hot & Cold 1 - 6 bar	Warranty	1 Year

Panamatic Midi



The Panamatic Midi Washer Sanitiser operates with cold water and is designed for low-medium workload situations.

Features:

- Cold water wash
- Efficient water and power use
- Hands-free open, close, and start
- MicrobeSafe antimicrobial lid
- Large chamber capacity
- Easier loading
- + Data logger and dual probes



Hands Free Start Cycle



Hands-Free Opening



Easy Loading



1 YEAR WARRANTY

ARTG- 203303

Code	UPM100310	Soil Connection	110mm connections supplied
Electrical Supply	Single Phase 230 V, 13 AMP	Operation Cycle Time	Approx 7 mins / 30ml EcoWash
Electrical Output/Input	Motor - 0.425KW, Heater - 2.5KW	Steam Disinfection	Exceeds Ao 700, 85° x 75 secs
Dimensions (W x D x H)	500 x 600 x 1042mm	Typical Capacity	2 bedpans + 2 urine bottles/ cycle
Water Supply	15 mm cold water 0.5 - 10 bar	Warranty	1 Year

Pulpmatic Eco + Macerator



The Pulpmatic Eco+ Medical Pulp Macerator features cross-infection control combined with improved environmental performance and ease of use.

Features:


- Blockage free processing
- Hands-free open, close and start
- Large chamber capacity, reduced water consumption
- Automatic sanitation cycle
- Includes programmable audio messaging
- Water Supply: 15mm cold water 0.5 - 10 bar
- Soil Connection: 50mm P Trap to 110mm waste
- Operation cycle time: from 85 seconds / 8ml EcoCleanse
- Typical Capacity: 3 large or 6 small pulp products



Hands Free Start Cycle



Hands-Free Opening



Greater Versatility



1 YEAR WARRANTY

ARTG- 203303

Code	UPM100130	Soil Connection	50mm P Trap to 110mm waste
Electrical Supply	Single Phase 230 V, 15 AMP	Operation Cycle Time	From 85 seconds / 8ml EcoCleanse
Electrical Output/Input	0.75kW, Noise: 59.5 dba	Steam Disinfection	3 large or 6 small pulp products
Dimensions (W x D x H)	500 x 600 x 1042mm	Typical Capacity	1 Year
Water Supply	15mm cold water 0.5 - 10 bar	Warranty	1 Year

Detergent and Deodoriser



Macerator Deodoriser 5L Sanitiser Detergent 5L Macerator Deodoriser Concentrate - 1L

- Kills 99% of bacteria and viruses
- Maximum sanitisation and germ kill. Not classified as hazardous
- For use in DDC Pulpmatic Macerators and Washer Sanitisers

OPTIONAL



Wall cabinet with combination lock (UPA200100)



Detergent Basket Lockable (UPA300300)



Wall cabinet with combination lock
Fits 2x 5L Units
Fits 12x 1L Units


Code	UPD300110	Sanitiser Detergent - Carton of 2 - 5L
	UPD300120	Macerator Deodoriser - Carton of 2 - 5L
	UPD300125	Macerator Deodoriser - Carton of 12 - 1L
	UPW300220	Fluid Absorption Paper Sachets - Box of 100
	UPA300300	Detergent Basket - Lockable
	UPA200100	Wall cabinet with combination lock

ARTG- 203303


Drying Racks



Stainless Steel 4 Bedpan
4 Urine Bottle Drying Rack



Stainless Steel 6 Bedpan
6 Urine Bottle Drying Rack



Stainless Steel 8 Bedpan
8 Urine Bottle Drying Rack



Stainless Steel Wall
Mounted Basin Rack



Stainless Steel Wall
Mounted Shelf (Drip Tray Only)

Code	UPA200276	Stainless Steel 4 Bedpan 4 Urine Bottle Drying Rack
	UPA200277	Stainless Steel 6 Bedpan 6 Urine Bottle Drying Rack
	UPA200278	Stainless Steel 8 Bedpan 8 Urine Bottle Drying Rack
	UPA200280	Stainless Steel Wall Mounted Basin Rack
	UPA200285	Stainless Steel Wall Mounted Shelf (Drip Tray Only)



ARTG- 203303

Meiko Sanitisers

Meiko is a recognised global leader in cleaning and disinfection solutions. Meiko combines German engineering and design to deliver a compact, flexible, and highly-functional range of front-loading sanitiser solutions. In addition to equipment supply, Meiko offer full sluice / clean-room design options and a large range of complimentary accessories. Meiko equipment is water and energy efficient and is cost-effective to maintain with only a single annual service recommended.

Topic Range

The TOPIC range of sanitisers from MEIKO are available in a wall-mounted (Topic 10); floor mounted (Topic 20); under-bench (Topic 30); and cabinet (Topic 40) versions. The TOPIC range is offered as a more economical choice with fewer features than the premium TOPLINE range. The TOPIC range offers full standards-compliant disinfection and great features (such as hands-free open/close in the AT model) to reduce cross-contamination.



Topic 10 & Topic 20



Topic 10 Wall Mounted Topic 20 Floor Mounted

- Simple and logical electronic interface with clear detergent and temperature indicators help reduce wash errors
- Temperature data logging, hands-free open/close (with AT model), warm and cold water supply
- Total system disinfection after each completed wash cycle
- Capacity: 2 bed pans and 2 urine bottles or 3 urine bottles
- 3 Program options (short / normal / intensive), variable cycle times
 - **Short:** 24 bed pans and 24 urine bottles or 36 urine bottles per hour
 - **Normal:** 11 bed pans and 11 urine bottles per hour
 - **Intensive:** 9 bed pans and 9 urine bottles per hour
- Efficient water use: short (23L); normal (31L); intensive (39L)
- Energy efficient at 235 watts: 240V, 50Hz, 16A, 3kw. 3-phase connection
- Complies with AS4187:2014 > ISO 15883, 1 and 3.
- Low maintenance cost- serviced once in a year or every 5000 cycles

Code	UPM200500	UPM200510	UPM200520	UPM200530
Description	Sanitiser - Meiko - Topic 10	Sanitiser - Meiko - Topic 10 AT with Auto Door	Sanitiser - Meiko - Topic 20	Sanitiser - Meiko - Topic 20 AT with Auto Door & Foot
Width	500mm	500mm	500mm	500mm
Depth	450 - 600mm	450 - 600mm	450 - 600mm	450 - 600mm
Height	1630mm	1630mm	1730mm	1730mm

1 YEAR WARRANTY

ARTG- 164116

Topic 20 XL



Floor Mounted

For high-volume workflow solutions, MEIKO offer the TOPIC 20 in a side-by-side configuration called the 'XL'. The benefits of this solution include:

- Dual usage provides high-flow during peak-use periods. Single usage during quieter periods increases efficiency by decreasing water and electricity use and cycle times
- System redundancy in the event of an outage helps ensure operational continuity
- Utilises existing water and electrical connections to ensure installation cost-effectiveness

Code	UPM200540	UPM200550
Description	Sanitiser - Meiko - Topic 20 XL (side-by-side)	Sanitiser - Meiko - Topic 20 XL AT (side-by-side) with Auto Door & Foot
Width	1000mm	1000mm
Depth	450 - 600mm	450 - 600mm
Height	1730mm	1730mm

1 YEAR WARRANTY

ARTG- 164116

Topline Range

The TOPLINE range of sanitisers from MEIKO are available in Wall Mounted (Topline 10) or Floor Mounted (Topline 20) ; Under-bench (Topline 30); and Cabinet (Topline 40) versions. The TOPLINE range is offered as a premium choice with additional features to the economical TOPIC range. The TOPLINE range offers, as standard, telescoping spray-nozzles which penetrate up-into bed-pans and ensure that active cleaning occurs inside the pan and under edges. The TOPLINE range offers, as standard, a drying and cooling cycle thus eliminating steam emissions and negating the need for drip trays thus saving space in the utility room.

General Features

- Telescoping Rotary Jet to ensure the inside of bed pans is cleaned
- Cooling and drying cycle on completion ensures devices are dry when removed, thus reducing the need for drip-trays and drying racks

Topline 10 & Topline 20



- Simple and logical electronic interface for staff with clear program selection and alert indicators
- Hands-free open/close (with AT model)
- Warm and cold water supply
- Total system disinfection- disinfects all water channels after each completed wash cycle to avoid the risk of recontamination.
- 3 Program options (short / normal / intensive) for disinfection from A060 (Short) to A03000 (Intensive) - for higher disinfection value
- Variable cycle times depending on program option: short (5min); normal (5.5min); intensive (6min)
- Capacity: 2 bed pans and 2 urine bottles or 3 urine bottles
 - **Short program:** 24 bed pans and 24 urine bottles or 36 urine bottles per hour
 - **Normal program:** 11 bed pans and 11 urine bottles per hour
 - **Intensive program:** 9 bed pans and 9 urine bottles per hour
- Efficient water use depending on program option: short (23 L); Normal (31 L); Intensive (39 L)
- Energy efficient at 235 watts: 240V, 50Hz, 16A, 3kw. 3-phase connection
- Complies with AS4187:2014 > ISO 15883, 1 and 3
- Low maintenance cost- serviced once in a year or every 5000 cycles

1 YEAR WARRANTY

Code	UPM200100	UPM200110	UPM200120	UPM200130
Description	Sanitiser - Meiko - Topline 10	Sanitiser - Meiko - Topline 10 AT with Auto Door	Sanitiser - Meiko - Topline 20	Sanitiser - Meiko - Topline 20 AT with Auto Door & Foot
Width	500mm	500mm	500mm	500mm
Depth	450 or 588mm	450 or 588mm	450 -588mm	450 -588mm
Height	1630mm	1630mm	1730mm	1730mm

ARTG- 164116

Meiko Accessories and Others

1. Basket Insert With Hinged Lid



ARTG- 164116

2. Basket With Hinged Lid



ARTG- 164116

3. Bottle Rack 8 Urine Bottles




ARTG- 164116

4. Bottle Rack 11 Urine Bottles



ARTG- 164116

5. Pan & Bottle Rack 9 Pan & 9 Bottle



ARTG- 164116

6. Pan & Bottle Rack 6 Pan & 6 Bottle



ARTG- 164116

7. Pan Rack 12 Pans



ARTG- 164116

8. Pan Rack 3 Pans



ARTG- 164116

9. Pan Rack 6 Pans



ARTG- 164116

10. Pan Rack 9 Pans



ARTG- 164116

11. Pan Rack (Not Mounted) - 4 Pan



ARTG- 164116


12. Pan Rack (Not Mounted) - 8 Pan



ARTG- 164116


Meiko Accessories and Others

13. SUH 1 Internal rack




ARTG- 164116

14. SUH 2 Quick-change rack




ARTG- 164116

15. Quick Change Rack with Bag Empty




ARTG- 164116

16. Bag Emptying Rack (internal)




ARTG- 164116

17. Drip tray




ARTG- 164116

18. Detergent



ARTG- 213257

19. Rinse Aid



ARTG- 213256

	Code	Description	Width	Depth	Height
1	UPA400100	Basketinsert with hinged lid - Meiko	-	-	-
2	UPA400110	Basketwith hinged lid for small items - Meiko	-	-	-
3	UPA400200	Bottle Rack - Meiko TU50 - 8 Urine Bottles (drip tray sep)	500mm	350mm	650mm
4	UPA400210	Bottle Rack - Meiko TU70 - 11 Urine Bottles (drip tray sep)	700mm	350mm	650mm
5	UPA400250	Pan & Bottle Rack - Meiko TUS 140 - 9 Pan & 9 Bottle (drip tray sep)	1400mm	350mm	650mm
6	UPA400260	Pan & Bottle Rack - Meiko TUS 50 - 6 Pan & 6 Bottle (drip tray sep)	500mm	350mm	650mm
7	UPA400300	Pan Rack - Meiko TS100 - 12 Pans (drip tray sep)	1000mm	350mm	650mm
8	UPA400310	Pan Rack - Meiko TS50 - 3 Pans (drip tray sep)	500mm	350mm	650mm
9	UPA400320	Pan Rack - Meiko TS70 - 6 Pans (drip tray sep)	700mm	350mm	650mm
10	UPA400330	Pan Rack - Meiko TS90 - 9 Pans (drip tray sep)	900mm	350mm	650mm
11	UPA400340	Pan Rack (Not Mounted) - Meiko - For vertical storage of bedpans - 4 Pan	-	-	-
12	UPA400350	Pan Rack (Not Mounted) - Meiko - For vertical storage of bedpans - 8 Pan	-	-	-
13	UPA400400	Rack (Internal) - Meiko - SUH 1 Internal rack (Non-standard in Aust)	-	-	-
14	UPA400410	Rack (Internal) - Meiko - SUH 2 Quick-change rack (Standard in Aust)	-	-	-
15	UPA400420	Rack (Internal) - Meiko - TopCut B - Quick Change Rack with Bag Empty	-	-	-
16	UPA400430	Rack (Internal) - Meiko - TopCut H - Bag Emptying Rack (internal)	-	-	-
17	UPA400500	Drip tray (Forall wall-mounted racks) - Meiko - Stainless Steel (order with rack)	-	-	-
18	UPD400100	Detergent - Meiko - Doyen R100 (5 ltr x 2 containers)	-	-	-
19	UPD400110	Rinse Aid - Meiko - Doyen SK22 (5 ltr x 2 containers)	-	-	-

Pans and Bowls

1. Bed Pan Slipper



ARTG- 203303

2. Bed Pan



ARTG- 203303

3. Wash Bowls



4. Kidney Dishes



5. Urine Bottle - Female



ARTG- 203303

6. Urine Bottles - Male



ARTG- 203303

7. Bowl with Handle & Lid



ARTG- 203303

8. Bed Pan Liner Support



ARTG- 203303

9. Slipper Pan Liner Support



ARTG- 203303

	Description	Code
1	Bed Pan Slipper - Small	BTT148000
	Bed Pan Slipper - Large	BTT161500
2	Bed Pan	BTT151800
3	Wash Bowl - 600ml	WAT769800
	Wash Bowl - 1500ml	WAT770000
	Wash Bowl - 3500ml	WAT761200
	Wash Bowl - 5500ml	WAT769600
4	Kidney Dish - 800ml	WAT770700
	Kidney Dish - 700ml - clear	WAT770400
	Kidney Dish - 600ml	WAT770600
	Kidney Dish - 200ml	WAT770500
5	Urine Bottle - Female	BTT148700
6	Urine Bottle - Male - green	BTT145700
	Urine Bottle - Male - clear	BTT160900
7	Bowl with Handle & Lid	BTC081610
8	Bed PanLiner Support	UPP100110
9	Slipper PanLiner Support - Midi	UPP100115
	Slipper PanLiner Support - Maxi	UPP100120

Pulp Trays

1. Pulp - Slipper Pan - Midi



2. Pulp - Slipper Pan - Maxi



3. Pulp - Bed pan



4. Pulp - Kidney Dish



5. Pulp - Male Urine Bottle



6. Pulp - GP Bowl - 1000ml



7. Pulp - GP Bowl - 3000ml



8. Pulp - Commode Bowl





ARTG- 203303

	Description	Code
1	Pulp Slipper Pan -Midi - 1300ml	UPP100215
2	Pulp Slipper Pan-Maxi - 2000ml	UPP100220
3	Pulp Bedpan - 2000ml	UPP100210
4	Pulp Kidney Dish - 700ml	UPP100230

	Description	Code
5	Pulp Male Urine Bottle - 900ml - Square	UPP100245
	Pulp Male Urine Bottle - 875ml - Bulbous	UPP100250
6	Pulp GP Bowl - 1000ml	UPP100235
7	Pulp GP Bowl - 3000ml	UPP100240
8	Pulp Commode Bowl - 1700ml	UPP100225

**CSAT
GROUP**

CONSTRUIRE &
SOIGNER
AFRIQUE
TANDIA

Maternity

CSAT GROUP offers specialised equipment to cater to the needs of many different hospital wards and departments, including maternity wards. Our selection of products for maternity wards includes delivery and maternity beds, baby cots, and support person chairs. All items included in our range are designed and manufactured for superior safety, comfort, durability, hygiene, and function. Our delivery beds are robust and sturdy while our cots offer the comfort and safety required for the care of newborn babies.

The CSAT GROUP maternity range features products from a curated selection of reputable brands and labels. These brands are highly trusted and known within the industry for providing exceptional hospital equipment.

**CSAT
GROUP**

CONSTRUIRE &
SOIGNER
AFRIQUE
TANDIA

Smile Paediatric Ward Bed



- Three function electrically adjustable paediatric bed designed with growing people in mind
- Colourful side rails and decals to meet interior design themes and add to a more cheerful patient environment
- Capacity to lengthen at the press of a button to transition from child to young adult size proportions
- Durable blow molded side rails with gas spring dampeners for smooth operation
- Onboard battery provides ward mobility and emergency backup
- Integrated control panel in foot end section for carer and parent access

OPTIONAL

Paediatric Mattress (PED490110)
L: 1580mm, W :790mm, H: 140mm

Oxygen Bottle Holder (PED490120)

SWL 150kg

INFECTION CONTROL

BIOCOTE

Antibacterial frame coating for improved infection control

2 YEARS WARRANTY

Code	PED490100
Overall Length	1830 - 2180mm
Overall Width	890mm
Overall Height	550 - 950mm
Patient Surface Length	1580 - 1980mm
Patient Surface Width	890mm
Backrest Angle	0° - 70°
Knee Bend Angle	0° - 36°
Trendelenburg	-15° - 15°
Castor Size	150mm
SWL	150kg

Matris Rooming-In Crib



- Transparent side panels allow full visibility
- Ventilation sections in either end to promote flow of clean air to the baby
- Drop down side sections allow reinforced padded side sections to lay across the gap between crib and bed
This creates a:
 - More natural and intimate maternal bonding experience
 - Safe lateral transfer of the baby
- Automatically locking 125mm castors ensure stability and safety with active handle compression required for brake release
- Integrated Trendelenburg tilt function to assist with clinical requirements such as relieving reflux
- Gas assisted height adjustment for ergonomically sound manual handling for mother and baby

OPTIONAL

Clothes Basket (PED490210)
ARTG 294878

INFECTION CONTROL

BIOCOTE

Antibacterial frame coating for improved infection control

2 YEARS WARRANTY

Code	PED490200
Overall Length	890mm
Overall Width	520mm
Overall Height	490 - 710mm
Patient Surface Length	660mm
Patient Surface Width	340mm
Trendelenburg	-6° - 12°
Castor Size	125mm

Baby Bassinet



SWL 30kg

INFECTION CONTROL

ARTG - 303540

- Transparent and durable ABS bassinet provides cradled comfort for newborns
- Heavy-duty stainless-steel frame and wipe clean surfaces
- Seamless foam mattress with multi-stretch medical grade Carrflex fabric and an in-built mesh extrusion for optimal breathability
- Hospital-grade castors: 100mm locking castors
- Bassinet elevation to reduce the effects of reflux
- Ward label for asset identification
- 2x polypropylene utility tubs for accessible storage

3 YEARS WARRANTY
Frame

1 YEAR WARRANTY
Bassinet/Tubs

Code	PED490240
Overall Length	795mm
Overall Width	450mm
Overall Height (Inc. Bassinet)	1050mm
Bassinet Length	710mm
Bassinet Width	360mm
Product Weight	20kg
SWL	30kg

Paediatric Cot



SWL 40kg

- Paediatric Cot features a stainless steel and epoxy coated frame
- 4x locking castors
- Mechanisms to operate drop sides located outside of the cot at mattress base for added safety
- Hand operated Trendelenburg 12° above horizontal
- Meets AS 2130

OPTIONAL

Paediatric Cot Mattress (GSP504120)

Code	WAT830550
Overall Length	1430mm
Overall Width	875mm
Overall Height	1560mm
SWL	40kg

Sleeper Chair



Completely flat sleep surface to maximise rest and relaxation

SWL 150kg

2 YEARS WARRANTY

COLOUR OPTIONS

Beige Vinyl

Navy Vinyl

- Converts from a chair to a comfortable sleeping surface
- Durable seat construction preserves shape and comfort in a high use environment
- Single hand activation to convert from chair to sleep surface
- Recessed locking castors offer easy positioning and accessibility
- Completely flat sleep surface to maximise rest and relaxation
- Contemporary design compliments a range of care environments

Code	CHP198810 - Beige
	CHP198816 - Navy
Overall Height	780mm
Overall Width	760mm
Overall Depth	960mm
Seat Height	370mm
Seat Width	600mm
Seat Depth	580mm
Backrest Height	410mm
SWL	150kg

**CSAT
GROUP**

CONSTRUIRE &
SOIGNER
AFRIQUE
TANDIA

Patient Handling: Mobile

Patient handling is a necessary part of any hospital environment, but it can also be strenuous and potentially dangerous for both patient and nurses or carers.

The right equipment can make moving and transferring hospital patients simpler and safer. At CSAT GROUP, we provide a variety of patient handling equipment that can eliminate or reduce the need for manually lifting and moving patients. Our products can suit a range of needs, providing support and assistance when needed.

The CSAT GROUP range of patient handling equipment includes patient lifters and slings, ceiling hoists, movers, slide sheets, and evacuation sheets. We also offer an assortment of items that are ideal for bariatric patients. All items in our range are expertly manufactured for safe and easy use.

**CSAT
GROUP**

CONSTRUIRE &
SOIGNER
AFRIQUE
TANDIA

Golvo 9000 Patient Lifter



- Vertical lifting motion with flexible lift strap is ideal for horizontal lifting, ambulation, and lifting from the floor
- Parallel base-width adjustment contributes to easier lifting of patients to/from chairs, beds, and the floor
- Armrests help to support patients during ambulation and make it easier for caregivers to manoeuvre the lift
- User display highlights device usage, including lift count, service required indicator, and overloads
- Optional quick-release hook system means caregivers can easily and rapidly change a sling bar or install a scale
- Ergonomic hand control for lift operation displays both battery usage and overload indicators

* An extensive assortment of accessories is available including slings, slingbars and scales

OPTIONAL



Code	LSS393100
Overall Height	2090mm
Overall Length	1185mm
Overall Width	735 - 1020mm
Lifting Height	571 - 1816mm
Material	Aluminium
Leg Function	Electric
SWL	200kg

SWL 200kg

10 YEARS WARRANTY
Frame

2 YEARS WARRANTY
Electrical Parts

ARTG- 367375

Golvo 9000 LowBase Patient Lifter



- Allows for even greater clearance under low beds or stretchers versus the standard model
- Armrests help to support patients during ambulation, as well as making it easier for caregivers to manoeuvre the lift
- Vertical lifting motion with flexible lift strap is ideal for horizontal lifting, ambulation and lifting from the floor
- Parallel base-width adjustment contributes to easier lifting of patients or residents to/from chairs, beds and the floor as well as making it easier for caregivers to manoeuvre the lift
- User display highlights device usage, including lift count, service required indicator, and overloads
- Ergonomic hand control for lift operation displays both battery usage and overload indicators

*An extensive assortment of accessories is available including slings, slingbars and scales

OPTIONAL



Code	LSS393105
Overall Height	2090mm
Overall Length	1185mm
Overall Width	745 - 1028mm
Lifting Height	571 - 1816mm
Material	Aluminium
Leg Function	Electric
SWL	200kg

SWL 200kg

10 YEARS WARRANTY
Frame

2 YEARS WARRANTY
Electrical Parts

ARTG- 367375

Viking M Patient Lifter



SWL 205kg

10 YEARS WARRANTY
Frame

2 YEARS WARRANTY
Electrical Parts

ARTG- 367374

- Ideal for lifting in small spaces
- Control box shows number of lift cycles, battery, lift overload, and service indicator
- Optional armrests help support patients during ambulation and make it easier for caregivers to manoeuvre the lift
- Three variable height settings
- Intuitive and ergonomically-designed hand control has indicators for low battery level and when exceeding the Safe Working Load
- An extensive assortment of accessories is available including slings, slingbars, and scales

OPTIONAL



Code	LSS393190
Overall Height	1340-2020mm
Overall Length	1230mm
Overall Width	690 - 1110mm
Lifting Height	420 - 1790mm
Material	Aluminium
Leg Function	Electric
SWL	205kg

Viking L Patient Lifter



SWL 250kg

10 YEARS WARRANTY
Frame

2 YEARS WARRANTY
Electrical Parts

ARTG- 367374

- An everyday flexible lifting solution
- Control box displays number of lift cycles, battery level, lift overload, and service indicator
- Optional armrests help support patients during ambulation as well as making it easier for caregivers to manoeuvre the lift
- Intuitive and ergonomically-designed hand control has indicators for low battery level and when exceeding the Safe Working Load
- An extensive assortment of accessories is available including slings, slingbars and scales

OPTIONAL



Code	LSS393180
Overall Height	2030mm
Overall Length	1360mm
Overall Width	695 - 1070mm
Lifting Height	460 - 1790mm
Material	Aluminium
Leg Function	Electric
SWL	250kg

Viking XL Patient Lifter



SWL 300kg

BARIATRIC

10 YEARS WARRANTY
Frame

2 YEARS WARRANTY
Electrical Parts

ARTG- 367374

- Ideal for bariatric lifts and transfers
- Control box displays number of lift cycles, battery level, lift overload and service indicator
- Optional quick-release hook system so caregivers can easily and rapidly change a slingbar or install a scale
- Optional armrests help support patients during ambulation as well as making it easier for caregivers to manoeuvre the lift
- Intuitive and ergonomically-designed hand control has indicators for low battery level and when exceeding the Safe Working Load

OPTIONAL



Code	LSS393170
Overall Height	2110mm
Overall Length	1420mm
Overall Width	815 - 1130mm
Lifting Height	540 - 1910mm
Material	Aluminium
Leg Function	Electric
SWL	300kg

Sabina II EE Standing Lifter



- Easily changeable sling bars - narrow sling bar (350 SlingBar) for Liko SupportVest or Liko SafetyVest, the wider comfort slingbar for ComfortVest™
- Conventional patient lifting to a limited extent, lifting in the sitting position
- Powerful lifting motor for smooth raising and lowering of patients
- Base-width adjustment for flexibility of use, enhancing patient mobility
- Adjustable height settings to accommodate patient sizes

OPTIONAL



Code	LSS393250
Overall Height	900 - 1000mm
Overall Length	1060mm
Overall Width	695 - 1115mm
Lifting Height	1050 - 1725mm
Material	Steel
Leg Function	Electric
SWL	200kg

*Sling Bar Sold Separately

10 YEARS WARRANTY
Frame

2 YEARS WARRANTY
Electrical Parts

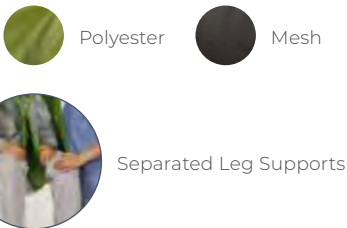
ARTG- 365574

Original Highback Sling with Head Support Mod.200/210



- Offers a reclined seating position for patients with poor head and trunk stability
- Separated leg supports ensure that the patient does not sit on the sling after use
- Easily adaptable to the patient with comfortable full body support
- Can be used for floor transfers

MATERIALS



Size	XS	SML	MED	LRG	XL
Code (Polyester)	LSS394610	LSS394620	LSS394630	LSS394640	LSS394650
Code (Net PolyesterMesh)	LSS394660	LSS394670	LSS394680	LSS394690	LSS394700
SWL	200kg	200kg	200kg	200kg	300kg

1 YEAR WARRANTY

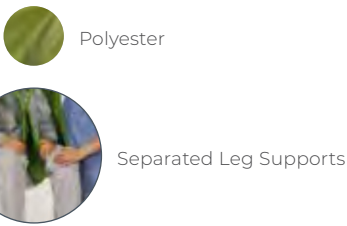
ARTG- 362803

Soft Original Highback Sling with Head Support Mod.26



- Soft pliable plate for support when lifting from the recumbent position
- Reclined seating position for patients with poor head and trunk stability
- Separated leg supports ensure patient does not sit on the sling after use
- Easily adaptable to the patient with comfortable full body support
- Can be used for floor transfers
- Reinforced leg and back supports

MATERIALS



Size	MED	LRG	XL	XXL
Code (Net Polyester Mesh)	LSS394570	LSS394580	LSS394590	LSS394600
SWL	200kg	200kg	500kg	500kg

1 YEAR WARRANTY


ARTG- 362803

ComfortSling Plus High with Head Support Mod.350



- Adapts to the body's contours without the need for individual adjustment
- Allows the patient to remain in the sling after application and transfer
- Enhanced width increases patient comfort
- Sling provides comfortable sitting posture with good back support

MATERIALS



Size	MED	LRG	XL
Code (Net Polyester Mesh)	LSS394710	LSS394720	LSS394730
SWL	200kg	200kg	300kg

1 YEAR WARRANTY

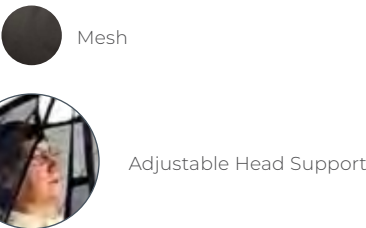
ARTG- 364530

SilhouetteSling with Head Support Mod.22



- Pliable sling that adapts to the body and requires minimal wheelchair space
- Recommended for lifting to sitting to/from close-fitting wheelchairs
- Provides a slightly reclined sitting posture suitable for patients with poor trunk stability
- Suitable to be used during bathing

MATERIALS



Size	XS	SML	MED	LRG
Code (Mesh)	LSS394450	LSS394460	LSS394470	LSS394440
SWL	200kg	200kg	200kg	200kg

1 YEAR WARRANTY

ARTG- 364531

HygieneSling With Belt Mod.41



- Easy to apply sling that enables quick, smooth, and secure transfers
- Equipped with a large opening that facilitates dressing and undressing
- Works well with patients regardless of what clothing they are wearing
- Recommended for lifting to sitting to/from close-fitting wheelchairs
- Suitable to be used during bathing
- Reinforced leg support

MATERIALS



Size	SML	MED	LRG	XL
Code (Polyester)	LSS394480	LSS394490	LSS394500	LSS394510
SWL	200kg	200kg	200kg	300kg

1 YEAR WARRANTY

ARTG- 364529

Amputee Highback Sling with Head Support Mod.75



- Designed for safe and secure lifting of patients with single and double leg amputations or contractures
- Can also be used for non-amputee patients who are slender and require a smaller sling
- Offers a sitting posture that is slightly reclined with leg supports applied parallel to each under both thighs
- Adjustable head support
- Reinforced leg support

MATERIALS



Polyester



Supports patient with leg amputations



1 YEAR WARRANTY

Size	SML	MED	LRG	XL
Code (Polyester)	LSS394520	LSS394530	LSS394540	LSS394550
SWL	200kg	200kg	200kg	300kg

ARTG- 362814

UltraSling Bariatric Sling Mod.06



- Designed for safe and comfortable lifting of bariatric patients
- Supports the entire back up to the shoulders
- Leg supports are installed individually on the sling bar, which gives the stomach space and the legs optimal support

MATERIALS



Polyester



Mesh



Leg Support



1 YEAR WARRANTY

Size	REGULAR
Code (Polyester)	LSS394410
Code (Mesh)	LSS394430
SWL	500kg

ARTG- 365573

Solo Highback Disposable Sling with Head Support Mod.25



- Designed for single patient use
- Can be used in most lifting situations
- Designed to adapt to the patient without any individual adjustments
- Strong non-woven polypropylene fabric that is non-washable and engineered to be disposed of when it has become soiled or when the patient no longer requires it
- Adaptable design
- Boxes of 20 (M-LG) & 8 (XL)

MATERIALS



Polyester



1 YEAR WARRANTY

Size	MED	LRG	XL
Code (Polyester)	LSS394750	LSS394760	LSS394770
	LSS394740 (Slim)		
SWL	200kg	200kg	500kg

ARTG- 362804

SupportVest Standing Sling Mod.91



- Comfortable sling which lifts behind the back and under the arms
- Easy to use and requires only minimal individual adjustment so suit any patient
- Soft padding redistributes pressure evenly
- Supportive belt holds the vest in place at all times

MATERIALS



Polyester



1 YEAR WARRANTY

Size	SML	MED	LRG	XL
Code (Polyester)	LSS394120	LSS394130	LSS394140	LSS394150
SWL	200kg	200kg	200kg	200kg

ARTG- 365575

ComfortVest Standing Sling Mod.95



- Sit-to-stand sling designed especially for patients who must avoid underarm pressure
- Outer vest supports the patient behind the back and outside the arms, while the inner waist belt prevents gliding and keeps the patient from sliding out of the vest
- Self-regulating tensioning function
- Ideal for patients who are paralysed on one side or have other conditions that inhibit underarm pressure

MATERIALS



Polyester



Outer Vest Supports



1 YEAR WARRANTY

Size	SML	MED	LRG	XL
Code (Polyester)	LSS394180	LSS394190	LSS394200	LSS394210
SWL	200kg	200kg	200kg	200kg

ARTG- 364530

SafetyVest Standing Sling Mod.93



- Sit-to-stand sling to assist patients with poor stability
- Self-regulating tensioning function ensures both caregiver and patient feel secure
- Padded fabric provides high degree of friction and prevents gliding
- Sheepskin padding is available for even more comfort (optional)

MATERIALS



Polyester

OPTIONAL



Sheepskin Padding



Sit-to-Stand Sling

*Sabina seat strap not included



1 YEAR WARRANTY

Size	MED	LRG
Code (Polyester)	LSS394160	LSS394170
SWL	200kg	200kg

ARTG- 365575

HygieneVest Toileting Sling Mod.55



- Designed for safe and comfortable transfers to and from the toilet
- Works well in complicated situations, such as when lifting amputees or patients with poor muscle tone
- Vest section firmly supports the upper body during transfer, while a generous opening leaves the lower body free for dressing and undressing

MATERIALS



Polyester

Size	SML	MED	LRG	XL
Code (Polyester)	LSS394220	LSS394230	LSS394240	LSS394250
SWL	200kg	200kg	200kg	200kg

SWL 200kg

1 YEAR WARRANTY

ARTG - 364529

MasterVest Gait Training Sling Mod.64



- Versatile training aid for toilet visits, standing, gait, and mobility training and standing positions
- Reduces strain on caregivers during physical training
- Easy transfers to and from toilet
- Lifts around the upper body and partly under the arms, best suited to patients who support some weight
- Leg harness for improved support (optional)

MATERIALS



Polyester

OPTIONAL



Leg harness

Leg Harness (Optional)			
Size	SML	MED/LRG	XL/XXL
Code	LSS394310	LSS394320	LSS394330
SWL	200kg	200kg	200kg

MasterVest Gait TrainingSling					
Size	SML	MED	LRG	XL	XXL
Code (Polyester)	LSS394260	LSS394270	LSS394280	LSS394290	LSS394300
SWL	200kg	200kg	200kg	200kg	200kg

SWL 200kg

1 YEAR WARRANTY


ARTG - 362812

LiftPants Gait Training Sling Mod.92



- Enables caregivers the ability to provide gait training
- To their parents while providing a sense of security for patients
- Offer freedom of movement while relieving the burden of body weight
- Provide necessary support to allow patient to move on his or her own with confidence
- Can be used on overhead or mobile patient lifters

MATERIALS



Mesh

Size	SML	MED	LRG	XL	XXL	XXXL
Code (Mesh)	LSS394340	LSS394350	LSS394360	LSS394370	LSS394380	LSS394390
SWL	200kg	200kg	200kg	500kg	500kg	500kg

SWL 200kg

SWL 500kg

BARIATRIC

1 YEAR WARRANTY

ARTG - 365572

Liko Accessories



Liko Scale



Liko SlingBar



Liko Stretch



Liko Clips

A205 Aluminium Lifter



SWL 205kg

5 YEARS WARRANTY Frame

3 YEARS WARRANTY Electronics

1 YEAR WARRANTY Battery & Handset

ARTG - 224748

- Compact and versatile, ideal for high-use facility environments
- Ergonomic handset with Linak technology, intuitive control panel
- Powered leg function opens and closes the legs for lifting stability or accessibility
- One touch, quick release yoke with safety clips
- Release and attach mechanism, padded yoke for added patient safety
- Emergency stop button, emergency lowering, and anti-entrapment technology
- High quality castors - 2x 75mm front castors, 2x 100mm rear locking castors



Quick release yoke with safety clips

Code	LSS390610
Overall Height	2045mm
Overall Length	1135mm
Overall Width	620mm - 1095mm
Lifter Weight	38.1kg
SWL	205kg

A320 Aluminium Bariatric Lifter



SWL 320kg

BARIATRIC

5 YEARS WARRANTY Frame

3 YEARS WARRANTY Electronics

1 YEAR WARRANTY Battery & Handset

ARTG - 224625

- Heavy duty and manoeuvrable
- Emergency stop button, emergency lowering and anti-entrapment technology
- Ergonomic handset with Linak technology, intuitive control panel
- Powered leg function opens and closes the legs for lifting stability or accessibility
- Quick release 4 point yoke with one touch release and attach mechanism
- High quality castors - 2x 100mm front castors, 2x 125mm rear locking castors



Quick release yoke with safety clips



Ergonomic handset

Code	LSS390630
Overall Height	2165mm
Overall Length	1505mm
Overall Width	765mm - 1190mm
Lifter Weight	63kg
SWL	320kg

Powered Pivot Frame



- Powered pivot frame minimises manual handling effort to achieve the full pivot range and positioning
- Patients can be ideally positioned for safety and comfort during the transfer process.
- Integrated power and control via lifter handset
- Four clip sling attachment points
- Designed for use with Aidacare Aspire Patient Lifters and Clip Slings

SWL 227kg

5 YEARS WARRANTY
Frame

3 YEARS WARRANTY
Electronics

ARTG - 301226

Code	LSS390665
Compatible Lifters	A205, A320, 200
Compatible Slings	Aspire CLIP Slings
SWL	227kg

Manual Pivot Frame



- Finely balanced central pivot line requires minimal manual handling effort to achieve the full pivot range and desired positioning
- Four clip sling attachment points
- Allows a more comfortable user seating position and more control for the carer
- Designed for use with Aidacare Aspire Patient Lifters and Clip Slings

SWL 227kg

5 YEARS WARRANTY
Frame

ARTG - 301226

Code	LSS390670
Compatible Lifters	A205, A320, 200
Compatible Slings	Aspire CLIP Slings
SWL	227kg

In-Line Weigh Scale



- Designed to be fitted on Aidacare Aspire Patient Lifters, however adaptable to most lifter brands
- Allows for an accurate weight measurement to be taken by a carer when a patient is suspended in a sling
- Large weight capacity of up to 320kg
- Easy to read LCD display



Scale attached
Quick Release Yoke

SWL 320kg

2 YEARS WARRANTY


ARTG - 224748

Code	LSS390680
Compatible Lifters	A150F, A205, 200, A320
SWL	320kg

Deluxe General Purpose Sling



- Versatile sling offering body contoured fabric shaped for maximum patient comfort and support
- Sizing colour reference on edging of slings for easy visual identification
- For FIM score 1 or 2



Body Contoured Fabric

SWL 200kg

SWL 300kg

BARIATRIC

ARTG - 224718

1 YEAR WARRANTY

MATERIALS

Polyester

Mesh

SIZING COLOURS

SML

MED

LRG


XL

Size	Loops(Polyester)	Loops (Mesh)	SWL
SML	LSS390700	LSS390716	200kg
MED	LSS390705	LSS390717	200kg
LRG	LSS390710	LSS390718	300kg
XL	LSS390715	LSS390719	300kg

Deluxe General Purpose Sling with Head Support



- This sling has a comfortable padded head support with rigidisers for posture management
- Sizing colour reference on edging of slings for easy visual identification



Body Contoured Fabric

SWL 200kg

SWL 300kg

BARIATRIC

ARTG - 224718

1 YEAR WARRANTY

MATERIALS

Polyester

Mesh



Clips

SIZING COLOURS

SML

MED

LRG

XL

XXL


XXXL

Size	Loops (Poly)	Clips (Poly)	Loops(Mesh)	Clips (Mesh)	SWL
SML	LSS390740	LSS390900	LSS390756	LSS390916	200kg
MED	LSS390745	LSS390905	LSS390757	LSS390917	200kg
LRG	LSS390750	LSS390910	LSS390758	LSS390918	300kg
XL	LSS390755	LSS390915	LSS390759	LSS390919	300kg
XXL	LSS3907551	-	LSS3907591	-	300kg
XXXL	LSS3907552	-	LSS3907592	-	300kg

Deluxe Hygiene Access Sling



- This sling offers generous underarm padding, quilted leg straps and a reinforced wide-cut back.
- Padded polyester fabric for increased patient comfort
- Sizing colour reference on edging of slings for easy visual identification
- Security strap features velcro and buckle fastening for easy positioning and added safety



Security Strap

SWL 200kg

SWL 300kg

BARIATRIC

ARTG - 224719

1 YEAR WARRANTY

MATERIALS

Polyester

SIZING COLOURS

SML

MED

LRG

XL

XXL

XXXL

Size	Loops (Poly)	SWL
SML	LSS390760	200kg
MED	LSS390765	200kg
LRG	LSS390770	300kg
XL	LSS390775	300kg
XXL	LSS390776	300kg
XXXL	LSS390777	300kg

Deluxe Hygiene Access Sling with Head Support



- Adjustable head support for additional patient safety and comfort.
- Padded poly fabric and generous under arm padding.
- Available in padded polyester or polyester with clips
- Security belt with velcro and buckle
- Sizing colour reference on edging of slings for easy visual identification
- For FIM score 2 or 3

MATERIALS



SIZING COLOURS



Size	Loops (Poly)	Clips (Poly)	SWL
SML	LSS390780	LSS390940	200kg
MED	LSS390785	LSS390945	200kg
LRG	LSS390790	LSS390950	300kg
XL	LSS390795	LSS390955	300kg



1 YEAR WARRANTY

ARTG- 224718

Deluxe Hammock Sling with Head Support



- Full body sling for high needs patients
- Mesh for general use or Supersoft for long periods of use
- Parasilk leg strap lining for easy positioning
- Sizing colour reference on edging of slings for easy visual identification
- For FIM score 1 or 2

MATERIALS




SIZING COLOURS



Size	Loops (Mesh)	Loops (Supersoft)	SWL
SML	LSS390860	LSS390800	200kg
MED	LSS390865	LSS390805	200kg
LRG	LSS390870	LSS390810	300kg
XL	LSS390875	LSS390815	300kg



1 YEAR WARRANTY



ARTG- 224720

Deluxe Low Friction Parasilk Sling



- Parasilk material is low friction for easy positioning
- Supports the whole body and is suitable for general transfers, including seated to seated and bed to chair transfers
- Sizing colour reference on edging of slings for easy visual identification
- For FIM score 1 or 2

MATERIALS



SIZING COLOURS

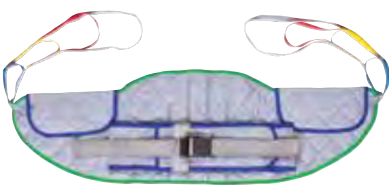


Size	Loop (Parasilk)	Clips (Parasilk)	SWL
SML	LSS390880	LSS390960	200kg
MED	LSS390885	LSS390965	200kg
LRG	LSS390890	LSS390970	300kg
XL	LSS390895	LSS390975	300kg



ARTG- 224719 - Loops | ARTG- 224718 - Clips

Deluxe Standing Sling



- Generous underarm padding and reinforced wide-cut back for comfort
- Quilted and padded under arm and on back to enhance patient comfort, stability and rigidity
- Security strap with velcro and buckle fastening for easy positioning and added safety.
- Sizing colour reference on edging of slings for easy visual identification
- For FIM score 3 or 4

MATERIALS



SIZING COLOURS



Size	Loops (Poly)	Clips (Poly)	SWL
SML	LSS390720	LSS390920	200kg
MED	LSS390725	LSS390925	200kg
LRG	LSS390730	LSS390930	300kg
XL	LSS390735	LSS390935	300kg
XXL	LSS390736	-	300kg
XXXL	LSS390737	-	300kg



1 YEAR WARRANTY

ARTG- 224698

Single Use Patient Sling



- General Purpose Sling with Head Support designed for single and exclusive patient use, to reduce risk of cross contamination between users
- Strong and durable non-woven fabric for a comfortable and safe lift
- ID tag for patient's name to help control exclusive use
- Intuitive usage indicator identifies when sling has been wet or washed, rendering it unusable
- Coloured binding identifies sling size
- Sold in packs of 5

MATERIALS



SIZING COLOURS



Size	Loops (Non Woven)	SWL
SML	LSS391100	200kg
MED	LSS391110	200kg
LRG	LSS391120	200kg
XL	LSS391130	200kg



ARTG- 224718

Hybrid Sling with Head Support & Hygiene Access



- Hybrid design combines general purpose sling and hygiene sling design for versatility
- Padded head support with rigidiser for posture management
- Body contoured fabric shaping for maximum patient comfort and support
- Wider bottom cut-out provides easy removal of clothing or toilet transfers
- Easy clean – machine washable up to 85°C

MATERIALS



SIZING COLOURS



Size	Loops (Non Woven)	SWL
SML	LSS390830	200kg
MED	LSS390835	200kg
LRG	LSS390840	300kg
XL	LSS390845	300kg



ARTG- 224718

STAR Patient Mover



SWL
185kg

2 YEARS WARRANTY

ARTG- 265455

- Wide seat entry to suit range of users
- Low footplate height for easy entry/exit
- Large 100mm castors (two rear locking) have low rolling resistance for a smooth ride during transportation
- Narrow base for access in tight spaces
- Height adjustable knee support ensures correct positioning range of patients
- Easy access seat pad handles provide reach-around access to carers
- Soft touch grab bar for comfort and stability during transfers
- Width adjustable legs with tapered close position allow access between and, or around chair legs

Code	LSS390580
Overall Length	925mm
Overall Height	1033mm
Overall Width	615mm - 900mm
Knee Pad Height	205 - 495mm
Seat Pad Height	685mm - 850mm
Handle Height	1030mm
Min External Leg Width	520mm
Max Internal Leg Width	740mm
Footplate Height from Floor	60mm
SWL	185kg

Evacuation Sheet




SWL
300kg

BARIATRIC

1 YEAR WARRANTY

- Fits discreetly underneath the resident's mattress secured by cross and corner straps
- Allows bed making to occur as normal
- Pulling straps located at head and foot ends
- Remains readily accessible in case of emergency evacuation
- Fire retardant and highly durable, low friction surface
- Suitable for use by one or two carers



Pulling Straps

Code	TSE672526 - Universal
Length	1900mm
Width	900mm
SWL	300kg

Slide Sheet




1 YEAR WARRANTY

ARTG- 156965

- Nylon material designed to assist in sliding and transferring patients
- Low friction fabric slides on itself to facilitate patient bed mobility
- High quality Nylon fabric and stitching for improved durability
- Aspire slide sheets can be laundered for ongoing patient hygiene

MATERIALS



Nylon

Size	Small	Large
Code	TSE673070	TSE673080
Length	1000mm	2000mm
Width	1450mm	1450mm

Non-Slip One Way Slide



1 YEAR WARRANTY

ARTG- 156965

- Non-slip mesh grips securely to smooth surfaces such as vinyl upholstery
- Soft seating surface can remain under patient throughout the day and facilitate multiple repositions
- Foot strap threads through back of the chair to assist the carer with effortless positioning into seat
- Machine washable

Code	TSE673050
Length	440mm
Width	450mm

Foot Operated One Way Slide



1 YEAR WARRANTY

ARTG- 156965

- Non-slip mesh grips securely to smooth surfaces such as vinyl upholstery
- Soft seating surface can remain under patient throughout the day and facilitate multiple repositions
- Foot strap threads through back of the chair to assist the carer with effortless positioning into seat
- Machine washable



Foot Strap Threads

Code	TSE673052
Length	1300mm
Width	450mm

Positioning Slide - Foot Operated



1 YEAR WARRANTY

ARTG- 156965

- Designed with care staff in mind, low friction surfaces allow for easy patient manoeuvring with minimal lift
- For patients with a lower risk of slipping while sitting in a chair
- Manoeuvre the patient easily to the back of the chair or sideways for transfer assistance
- Foot strap threads through back of chair to assist the carer with positioning
- Machine washable

Code	TSE673054
Length	1375mm
Width	460mm

Swivel Cushion



1 YEAR WARRANTY

ARTG- 156965

- Low friction pivot allows easy sit and swivel entry and exit from vehicles
- Minimises exertion and the likelihood of injury, and improves the angle of access to or from mobility equipment
- Plush velour fabric and generous padding for maximum comfort on long car trips
- Machine washable

MATERIALS



Plush Velour Fabric

Code	TSE673056
Width	440mm

**CSAT
GROUP**

CONSTRUIRE &
SOIGNER
AFRIQUE
TANDIA

Patient Handling: Ceiling Systems

Ceiling hoists are ideal for transferring patients within a hospital setting. Designed for use by those with limited mobility, these items of equipment can aid nurses and staff in their care and handling of patients. Unlike standing styles, ceiling lifts are secured to the roof. Utilising gantries and tracks, they are able to hoist and move patients around hospital rooms.

The CSAT GROUP selection of ceiling hoists includes high-quality options that provide the utmost support and safety. Our products are able to gently and easily move patients while eliminating potential strains and injuries for staff. Our wide range of motor and track options allows us to cater to many needs.

As well as distributing ceiling hoist systems, we also provide expert advice and installation through our network of Aidacare and partner locations.

Tel.: 00 224 625766776
email : ceo@csatafriqye.org

**CSAT
GROUP**

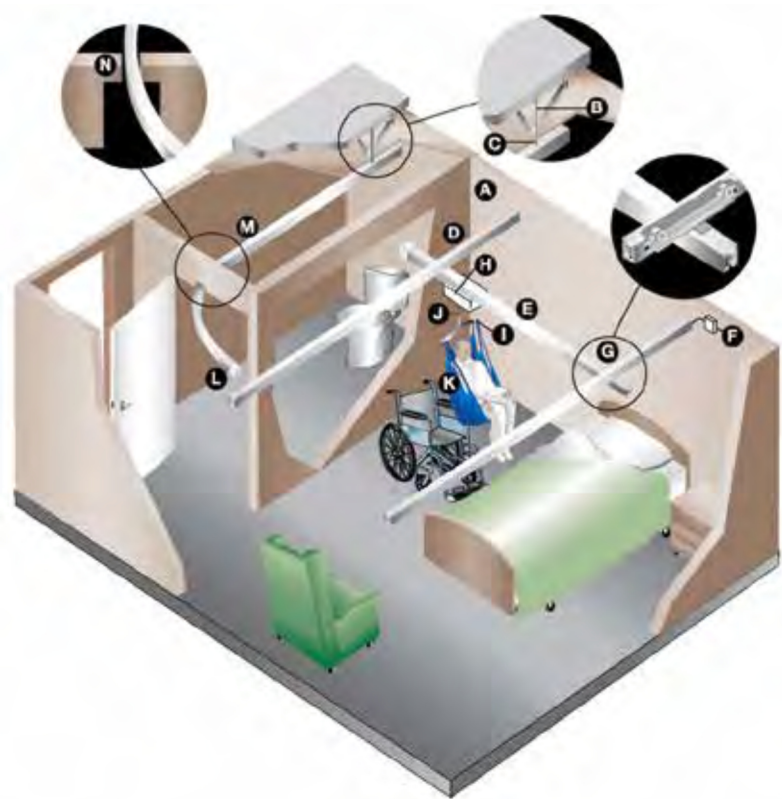
CONSTRUIRE &
SOIGNER
AFRIQUE
TANDIA

Ceiling Hoist Considerations

We understand the risks involved in the installation and use of ceiling hoists so we can help during early-stage specification and design to reduce risk and improve user-acceptance.

Our systems are world-class and are accompanied by accredited installation guidelines which allow us to work with a range of installers. We are an ISO 9001 accredited company and consistently provide high-quality outcomes for Australia's largest aged care and hospital providers. We have a wide range of motor and track options available to suit client specifications

Some common examples are provided below:

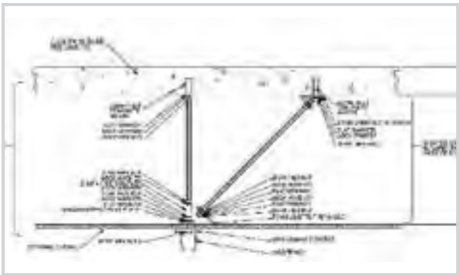


- A. Structural Attachment Point
- B. Threaded Rod
- C. Ceiling Bracket
- D. Ceiling Track
- E. Traverse Boom (Track)
- F. Charging Station
- G. X-Y Gantry
- H. Ceiling Lift Unit
- I. Carry Bar
- J. Lift Strap
- K. Sling
- L. Gait Assembly
- M. Linear Track
- N. Modified Door Header

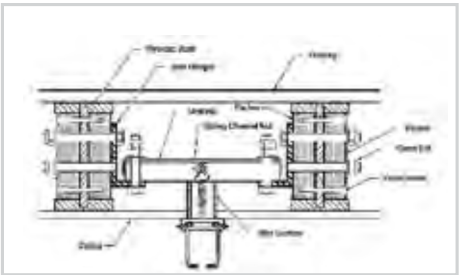


Consulting Solution

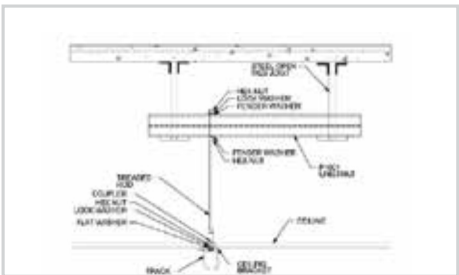
No two installations are alike. We deal with many different installation substrates and scenarios. Aidacare utilises manufacturer-certified installation guidelines. Some of the more complex examples are shown below. This leads to a consistent high-quality outcome for our clients.



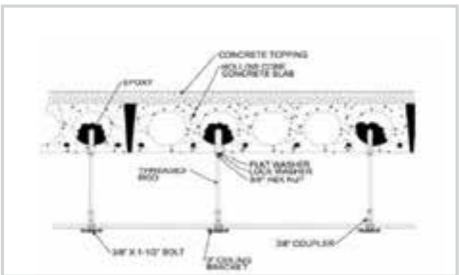
Concrete with Supports



Complex Timber Joists



Hanging Ceiling



Hollow-Core Concrete

Maintenance Safety: Aidacare fully-supports its installations with ongoing maintenance programs. We also assist our clients to develop their own internal maintenance regime.

Training and User Acceptance: Our Equipment Specialists offer user training and ongoing support. We also provide WHS signage with all equipment.

Quality and Compliance: All systems are tested and installed in compliance with Australian Standard AS/NZ ISO 10535-2011 Hoists for the transfer of disabled persons. All systems are maintained in accordance with manufacturer's guidelines and in accordance with AS/NZ 3551-2012 Management Programs for Medical Equipment.

Aidacare is an ISO9001 compliant company. Aidacare uses an accredited network of trained installers, engineers, and load testers

Track Options



Expressed Track



Concealed Track



Concealed Track



45° Curve Track



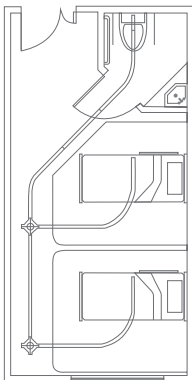
90° Curve Track



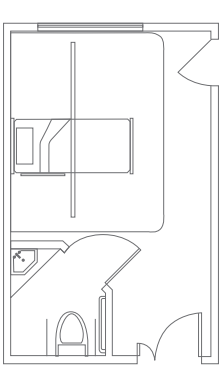
Quick Curve

Consulting Solution

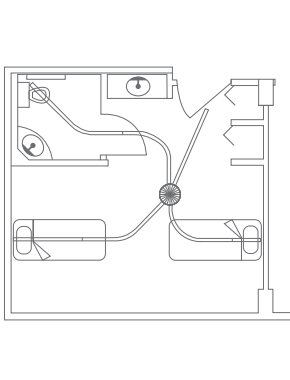
Aidacare has extensive experience with installation and user-acceptance of ceiling systems. Simple things can be identified during planning to reduce risk in the installation and improve user and patient outcomes. We can assist in developing the best solution.



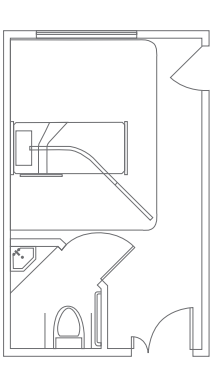
Linear



Straight Monorail



Turntable



J Track

Ceiling Hoist Accessories



Prism Cart Trolley Crate (WAT758021)



Liko SlingBars



Liko Gate Training Sling



LikoStretch

CP200 Portable Ceiling Hoist



- Hoist can be reversed to act as a portable or fixed unit
- Slimline, low profile, padded carry bar has six loop attachments as standard (four-point hook optional). Different width carry bars also available
- Unobtrusive low profile hoist provides greater lifting height
- All lifting and traversing operations have soft start / stop to ensure smooth transfers for the patient
- A host of safety features
- Smooth running tape with large lifting range
- State of the art display with lift counter
- Ergonomically designed handset with hold to run buttons and directional arrows requires minimum pressure to operate. Pneumatically controlled, safe for use in wet conditions
- Fire retardant cover completely encapsulates hoist
- Neat in track transformer, IP 67 rated
- Coloured direction indicators on hoist unit match hand control to ensure correct operation first time
- Emergency stop and manual emergency window

Exclusively distributed by Aidacare

SWL
200kg

1 YEAR WARRANTY

ARTG- 286310

Code	LIC350105
Height Range	Up to 2100mm
Weight	4.5kg
SWL	200kg

Transactive Xtra Ceiling Hoist



- Large array of configurations to suit changing needs
- Digital display screen provides essential information
- Automatic Return to Charge (RTC) option
- Manual wind down and raising for use during a power outage
- Unobtrusive low profile hoist provides greater lifting height
- Pneumatic handset is ideal for use in wet environments
- Smooth lifting/running tape with large lifting range
- Emergency lowering allows for the safe lowering of the in emergency situations
- Client safety is assured with locking latches to secure slings in place for all lifts

Exclusively distributed by Aidacare

1 YEAR WARRANTY

ARTG- 286310

Manual (9.7kg)	SWL (kg)	Height Range	Powered (10.4kg)	SWL (kg)	Height Range
LIC350130	130	Up to 2080mm	LIC350140	130	Up to 2080mm
LIC350150	160		LIC350160	160	
LIC350170	200		LIC350180	200	
LIC350200	270		RTCLIC350190	200	
Curtain Jumper LIC350220	270		LIC350210	270	
-	-		RTCLIC350240	270	
-	-		Curtain Jumper LIC350230	270	

C380 Bariatric Fixed Ceiling Hoist



- The C380 is specifically designed to lift clients that exceed a standard hoist's maximum weight capacity
- As the strongest ceiling track hoist in its class, the C380 safely transfers bariatric clients with respect and dignity
- Low profile hoist unit is unobtrusive and provides greater lifting height
- Digital display screen provides essential information for the user and caregiver
- Automatic Return to Charge (RTC) option
- Pneumatic handset is ideal for use in wet environments
- Smooth lifting/running tape with large lifting range
- Emergency lowering allows for the safe lowering of the in emergency situations
- Client safety is assured with locking latches to secure slings in place for all lifts

Exclusively distributed by Aidacare

SWL
380kg

BARIATRIC

1 YEAR WARRANTY

ARTG- 286310

Code	Manual Traverse - LIC350250
	Powered Traverse - LIC350260
	Powered Traverse & RTCLIC350270
Height Range	Up to 2080mm
Weight	10.4kg
SWL	380kg

LikoGuard L/XL Fixed Ceiling Hoist



- Combines powerful performance and enhanced safety features
- Newly designed 450 SlingGuard sling bar encourages the correct placement of sling loops for greater confidence in safe patient mobilisation
- Innovative emergency stop and manual emergency lowering mechanism that is easy to reach, engage, and operate with no tools, ladder, or force needed
- Two choices of IPX7 certified hand controls, one LED and one LCD backlit display. Both easy-to-use hand controls features battery, service and overload-indication. Advanced and intuitive LCD hand control offers graphical user interface with tracking of user and service data
- The LikoGuard lift system offers lift intervals of 230cm and supports quick release hooks, fixed sling bars and stretchers
- Choice of on-wall or in-rail charger

Exclusively distributed by Aidacare

SWL
272kg

SWL
363kg

BARIATRIC

10 YEARS WARRANTY
Frame

2 YEARS WARRANTY
Electrical Parts

ARTG- 354052

Code	LIC359300	LIC359310
Size	Large	X-Large
Height Range	Up to 2300mm	Up to 2300mm
Weight	14kg	14kg
SWL	272kg	363kg

Multirall 200 Portable Ceiling Hoist



- The Multirall 200 hoist is a portable ceiling hoist that can also be used for room-to-room patient transfers
- Can be used to transfer a patient between rooms in a sitting position, easily moving from one rail system to another with the use of a transfer strap
- It's portability makes it an excellent and economical solution for nursing home and hospital care situations where lifting needs are temporary
- Can be easily attached or removed with no tools and minimum effort from ceiling rails to facilitate convenient transport between rooms
- Quick sling bar change thanks to Q-link and Quick-release Hook
- Can be mounted two ways for ease of use

Exclusively distributed by Aidacare

SWL
200kg

10 YEARS WARRANTY
Frame

2 YEARS WARRANTY
Electrical Parts

ARTG - 354052

Code	LIC359100
Height Range	Up to 1600mm
Weight	8.7kg
SWL	200kg

Likorall 200 Fixed Ceiling Hoist



- The Likorall 200 is an economical fixed ceiling hoist needed to manage everyday lifting situations
- The patented safety drum with speed limiter facilitates electrical emergency lowering
- Ideal for floor lifts in most environments
- Can be equipped with a special carriage for planned transfers between different rooms
- Ergonomically designed hand control
- Quick sling bar change thanks to Q-link and Quick-release Hook
- Simple wall charging via hand control

Exclusively distributed by Aidacare

SWL
200kg

10 YEARS WARRANTY
Frame

2 YEARS WARRANTY
Electrical Parts

ARTG - 354052

Code	LIC359490
Height Range	Up to 1800mm
Weight	8.7kg
SWL	200kg

Likorall 242 Fixed Ceiling Hoist



- The Likorall 242 ceiling hoist is designed to meet demanding lifting requirements
- The system is an ideal choice for those who want to move the lift motor along a track electronically with a transfer motor, or to control the system with a wireless hand control option
- The patented safety drum with speed limiter facilitates electrical emergency lowering
- Can be equipped with a special carriage for planned transfers between different rooms
- Wireless hand control
- Quick sling bar change thanks to Q-link and Quick-release Hook
- Simple wall charging via hand control or in rail charging

Exclusively distributed by Aidacare

SWL
200kg

10 YEARS WARRANTY
Frame

2 YEARS WARRANTY
Electrical Parts

ARTG - 354052

Code	Likorall 242 Manual - LIC359535
	Likorall 242 Powered Room to Room - LIC359500
	Likorall 242 Manual Room to Room - LIC359510
Height Range	Up to 2000mm
Weight	8.7kg
SWL	200kg

Likorall 250 Fixed Ceiling Hoist



- The Likorall 250 ceiling hoist is designed to meet demanding lifting requirements
- The system is an ideal choice for those who want to move the lift motor along a track electronically with a transfer motor, or to control the system with a wireless hand control option
- The patented safety drum with speed limiter facilitates electrical emergency lowering
- Can be equipped with a special carriage for planned transfers between different rooms
- Wireless hand control
- Quick sling bar change thanks to Q-link and Quick-release hook
- Simple wall charging via hand control or in rail charging

Exclusively distributed by Aidacare

SWL
250kg

10 YEARS WARRANTY
Frame

2 YEARS WARRANTY
Electrical Parts

ARTG - 354052

Code	Likorall 250 Powered - LIC359520
	Likorall 250 Manual - LIC359530
Height Range	Up to 1800mm
Weight	8.7kg
SWL	250kg

Layson



SWL
135kg

- Provides passive, motor-assisted and active training of the lower extremities for patients in intensive care units, critical care, early rehabilitation and dialysis
- Easily and effortlessly adapted to the individual needs
- Flexibly moved to the patient's bed and positioned
- 4-point ground fixation enables a stable stand
- Plastic-coated safety foot shells with disinfectable fastening straps (pair, including pedal cranks)
- Gas spring support for height adjustment
- Selectable parallel chassis or expandable chassis with ground fixation
- Knee bending adjustment including adjustment wheel
- Colour touch display (7"), rotatable, inclinable (basic equipment with fixed operating panel)
- Pedal radius: 7cm
- Sturdy metal construction, high quality and stable with closed plastic body (PC/ABS), easy to clean/disinfect
- Easily movable with large castors (Ø 7.5cm)
- Patient remote control

Code	FPM101150
Length	1100 - 1250mm
Width	620 - 1000mm
Height	1130 - 1570mm
Unit Weight	80kg
SWL	135kg

Loop LA



SWL
135kg

- Passive active trainer can be quickly and easily switched from arm to leg training
- Tool free height adjustment of leg or arm/upper body
- Colour touch display (7"), retractable and inclinable
- Easily movable with large transport rollers (Ø 13cm)
- Closed plastic body (PC/ABS), easy to clean/disinfect
- Plastic-coated safety foot shells with Velcro fastening
- Soft Grip handles
- 2-stage pedal radius adjustment (7cm or 12.5cm)
- Leg trainer pedal axle height adjustable 30-45cm
- Arm trainer pedal axle height adjustable 90-105cm
- Reduced height stand for complex use footplate
- Therapy and motivation program, training programs, and games
- Slideshow via USB (delivered without USB stick)
- Serial interface, USB interface.

Code	FPM101130
Length	700mm
Width	600mm
Height	1070 - 1220mm
Unit Weight	36kg
SWL	135kg

Muvi



SWL
135kg

- Passive or active training, movement speed, and the resistance level for legs and arms can be adjusted separately for simultaneous movement
- Simultaneous or independent leg and arm training which can improve effectiveness of therapy
- Trainer can be upgraded to an FES Cycle with the HASOMED RehaMove2 'Functional Electrical Stimulator'
- Electronic foot insertion aid
- Speed from 1 to 60 rpm (passive), resistance from 0 to 20 (active), motor power from 1 to 10 (passive)
- Presetting of therapy time from 0 to 120 minutes
- Movement protection and spasm control, safety stop
- Symmetry training of leg and arm/upper body trainer
- Quiet, gentle and harmonious cycle movement
- Gentle starting and stopping of the movement
- Therapy, training and motivation programs
- Detailed biofeedback during and after training
- Export of training data, import of training programs

Code	FPM101100
Length	950 - 108mm
Width	600mm
Height	1240 - 1350mm
Unit Weight	51kg
SWL	135kg

RehaMove2




Can be attached to Motomed products for: Motion Training with Functional Electrical Stimulation (FES)

- Portable electrical stimulation device that generates impulses on up to 8 channels simultaneously to activate impaired/paralyzed muscles via surface electrodes
- Relieves muscle spasms, prevent or avoid atrophy due to immobilization, increase the local blood flow or increase respectively maintain the range of motion
- Designed for use in a specific rehabilitation system using an ergometer for FES Cycling
- Big graphical display, pressure-sensitive buttons, and a rotary switch
- Numerous parameters for power and temporal sequence of the impulses can be adjusted individually
- RehaMove2 is designed as portable (contains a battery) as well as stationary device for training and rehabilitation applications
- Tapping [Stop] on the screen or pressing the Quick-Stop button stops the movement and stimulation immediately. Electrode error detection function stops the device in case of faulty electrodes or other errors
- Certified according to the international standards EN 60601-1 and EN 60601-2-10 for medical technical devices and systems

Code	FMP100185
------	-----------

Dual Beam Bed Monitor



OPTIONAL ACCESSORIES



Entry Pass
(BEA007211)

The Entry Pass is like a master key. It allows the nurse free access to the patient without worrying about switches.

When the nurse attends to the patient in response to an alarm:

- The Entry Pass cancels the alarm
- The bed monitor alarms automatically resets when the nurse leaves the bed



Invisalert - Pager
(BEA007214)

INVISALERT allows the nurse free access to the patient without worrying about switches.

Displays the location of the alarm source – bed and room

Vibrating alarm

Audible alarm

When the nurse attends to the patient in response to an alarm:

- INVISALERT cancels the alarm
- The bed monitor alarms automatically resets when the nurse leaves the bed

APPLICATIONS

- Hospitals
- Aged Care Facilities
- Nursing Homes
- High Care

2 YEARS WARRANTY

Features and Benefits

- Monitors both sides of the bed with precise invisible beams
- Alerts the nurse at the earliest stage, when the patient attempts to leave the bed
- Alerts the staff of any unauthorised entry to the bed
- Monitor alarm cancels when the nurse enters the bed's field
- Monitor alarm automatically resets when the nurse leaves
- Monitors both sides of the bed with precise invisible beams
- Total wireless operation
- Bed free of equipment and cables
- Hands-free – a bonus for infection control
- Activity at the bedside can be recorded
- Can be used for lowered beds; also for bariatrics
- Invisa-beam® uses heavy duty, industrial German sensors

Code	Product
BEA007216	Dual Beam Monitor w/ Mono & Stereo
BEA007217	Dual Beam Monitor w/ Remote Alarm
BEA007218	Dual Beam Monitor w/ Invisalert
BEA007212	5 Card Charger
BEA007255	3.7V Rechargeable Battery Pack
BEA007256	Power Supply Charger
BEA007209	Dual Beam - CPU *Fits all Invisa-beam products
BEA007210	Range Extender *Fits all Invisa-beam products
BEA007215	Remote with Power Supply *Fits all Invisa-beam products

ARTG- 173590

DIALABEAM Monitor



2 YEARS WARRANTY

ARTG- 173590



- This is a 2 in 1 monitoring system
- Monitors the width of the chair or the length of the bed, also useful for doorways and bathrooms
- Power or battery operated
- The height is adjustable.


Code	Product
BEA007225	Monitor w/ Mono & Stereo Plug
BEA007226	Monitor w/ Remote Alarm
BEA007227	Monitor w/ Invisalert

Free-Standing Monitor



2 YEARS WARRANTY

ARTG- 173590



- Free-standing bed monitor stands at head of bed to monitor side of bed
- Power operated
- The height is adjustable for lowered beds

Code	Product
BEA007220	MPM Bed Monitor w/ Mono & Stereo Plug
BEA007221	MPM Bed Monitor w/ Remote Alarm
BEA007222	MPM Bed Monitor w/ Invisalert

Bed Monitor



2 YEARS WARRANTY

ARTG- 173590



- Attached to the bed head to monitor the side of the bed
- It monitors the length of the bed with precise, invisible beams
- Power operated

Code	Product
BEA007200	Bed Monitor w/ Mono & Stereo Plug
BEA007201	Bed Monitor w/ Remote Alarm

Chair Monitor



2 YEARS WARRANTY

ARTG- 173590



- Uses invisible beam to monitor defined distance in front of chair
- Portable and battery operated
- Used with remote alarm or pager
- Align the sensor in front of the chair or across a doorway

Code	Product
BEA007204	Chair Monitor w/ Remote Alarm
BEA007205	Chair Monitor w/ Pager
BEA007206	Chair Monitor Battery Charger

Bed Pad



- Bed pad alarm system activates when a resident or patient falls or gets out of a bed or chair
- Re-arms itself if the resident / patient gets back onto the sensor pad
- Anti allergic soft PVC construction for optimum comfort

1 YEAR WARRANTY

ARTG- 205007

Code	Product
BEA007422	Cura Bed Pad

Premium Bed Pad



- Works with all Cura Alarms
- Easy to clean
- Ventilated neck prevents moisture build up
- Non-allergenic soft PVC
- Compatible Monitors included:
 - Recordable voice monitor
 - Safety reset bed monitor

1 YEAR WARRANTY

ARTG- 205007

Code	Product
BEA007412	Premium Bed Pad - Long
BEA007414	Premium Bed Pad -Short

Cordless Bed Pad



- Wireless bed pad alarm system removes tripping hazards
- Can connect to nurse call system
- Simple operation and maintenance
- Adjustable volumes and tones
- Also works w/ premium bed/chairs pads

1 YEAR WARRANTY

ARTG- 205007

Code	Product
BEA007432	Cordless Bed Pad

Deluxe Floor Alertamat



NURSE CALL
READY

WIRELESS

1 YEAR WARRANTY

ARTG- 306083

- Plush carpet floor mat is a safe falls prevention solution that suits modern care environments
- Distinguished look is an ideal solution for situations where a patient with dementia would otherwise avoid the mat
- A robust, long life floor alarm with simple plug and play set up
- Long lasting welded seams for durability
- Large size to prevent overstepping by the user

Code	Product	Length	Width
BEA007615	Deluxe Floor Alertamat System (includes mat, monitor)	900mm	600mm
BEA007616	Wireless Deluxe Floor Alertamat System (includes mat, monitor)		
BEA007570	Wireless Deluxe Floor Alertamat System (includes mat, monitor)		
BEA007618	Wireless Deluxe Floor Alertamat		

Floor Plus Alertamat



NURSE CALL
READY

WIRELESS

1 YEAR WARRANTY

ARTG- 306083

- Heavy duty floor mat provides a safe falls prevention solution with maximum longevity
- Simple plug and play so carer can quickly set up and operate with ease
- A robust, long life floor alarm
- Long lasting welded seams for durability
- Large size to prevent overstepping by the user
- Hygienic, anti-bacterial easy-clean material

Code	Product	Length	Width
BEA007620	Floor+ Alertamat System (includes mat, monitor & cables)	800mm	550mm
BEA007621	Floor+ Alertamat		
BEA007575	Wireless Floor+ Alertamat System (includes mat, monitor)		
BEA007621	Wireless Floor+ Alertamat		

Bed Alertamat



NURSE CALL
READY

WIRELESS

1 YEAR WARRANTY

ARTG- 306083

- Warns of falls risk if patient leaves / tries to leave bed
- Simple plug and play for easy set up and operation
- High and low volume alert, multiple alarm tones
- Adjustable delay to reduce false alarms
- Alarm automatically resets when patient returns
- Hygienic, antibacterial easy-clean material
- System includes: bed pad, alarm monitor, stereo and mono nurse call cables

OPTIONAL:

- Main Powered
- Battery Powered

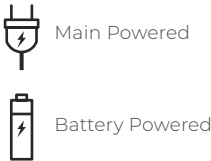
Code	Product	Length	Width
BEA007605	Bed Alertamat System (includes pad, monitor & cables)	760mm	250mm
BEA007565	Wireless Bed Alertamat System (includes pad, monitor & cables)		
BEA007662	Wireless Bed Alertamat (Mat Only)		

Chair Alertamat



- Alerts carers if patient leaves or attempts to leave chair, helping to manage falls risk
- Simple plug and play ensures carer can quickly set up and operate with ease
- High and low volume alert
- Multiple choice alarm tone
- Adjustable delay to reduce false alarms
- Alarm is reset automatically when patient returns to the chair
- Hygienic, antibacterial easy-clean material
- System includes: chair pad, alarm monitor, stereo and mono nurse call cables


OPTIONAL:



ARTG- 306083

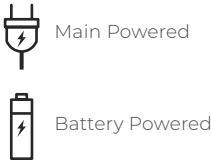
Code	Product	Length	Width
BEA007600	Chair Alertamat System (includes pad, monitor & cables)	380mm	250mm
BEA007560	Wireless Chair Alertamat System (includes pad, monitor)		
BEA007657	Wireless Chair Alertamat (Mat Only)		

Alerta Detect Infrared System



- Infrared beam senses when a patient leaves their bed, alerting carers to minimise potential falls risk
- Can also be used to allow the patient to move around their room freely, only alerting carers if they leave their room
- Can be used as a standalone system (sensor and receiver via infrared 'IR') to create an alarm within the room or directly placed into nurse call system (sensor only)
- Wireless plug and play ensures carer can quickly set up and operate with ease
- System includes: sensor and receiver, stereo and mono nurse call cables
- Wireless solution that removes excess cables and provides a streamline falls prevention solution
- Large sensor range of up to 95m ensures all types of room configurations are covered
- Can be battery operated (sold separately) or via a mains power cable (optional accessory)
- Receiver can be carried around in the homecare space by a carer, fitting neatly into the pocket

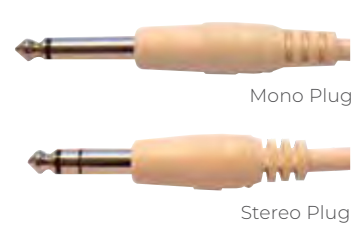
OPTIONAL:



ARTG- 306083

Code	Product
BEA007610	Alerta Detect Infrared System
BEA007670	Alerta Detect Receiver
BEA007675	Alerta Detect Sensor

Accessories and Plug Identification



Most nurse call systems take one of the following plug types: Mono and Stereo cables are the most common connection types in nurse call systems in Australia. Alerta alarm systems are supplied with both mono and stereo cables when purchased as a system, to ensure there is no delay upon installation. If you require further assistance please contact: sales@aidacare.com.au

A. Alarm Monitor



B. Mains Power Cable



C. Double Adapter



D. Extension Cable



E. Single Cable



F. AlertaCall Nurse Button



G. Dual Cable



Accessories Product Codes

	Code	Product
A	BEA007665	Alarm Monitor
B	BEA007680	Mains Power Cable
C	BEA007635	Double Adapter - Mono
	BEA007640	Double Adapter - Stereo
D	BEA007645	Extension Cable - Mono
	BEA007650	Extension Cable - Stereo
E	BEA007690	Mono Cable
	BEA007685	Stereo Cable

	Code	Product
F	BEA007625	AlertaCall Nurse Call Button - Mono
	BEA007630	AlertaCall Nurse Call Button - Stereo
G	BEA007700	Dual Mono Cable
	BEA007695	Dual Stereo Cable
H	BEA007705	Floor Mat to Alarm Cable
I	BEA007691	Ring/Sleeve Cable
J	BEA007692	Tip Ring Cable

ARTG- 306083

Emergency Crash Cart



- The Aidacare Emergency Crash Cart has sleek lines, and strong construction
- Smooth manoeuvrability will make it the choice in emergency departments
- The simple breakaway lock offers easy access, combined with essential security
- Carts come standard with all essential accessories, to enhance the user experience
- Customisation to suit a range of applications
- Comprehensive range of standard accessories available

* Three drawer sizes available: 3" (7cm), 6" (16cm) and 9" (25cm)

LOCK TYPE



Breakaway

Code	Size	Height	Length	Width	Drawers
WAT909400	S	90cm / 8H	61cm	79cm	3x 3", 1x 6", 1x 9"
WAT909410	M	100cm / 9H			2x 3", 2x 6", 1x 9"
WAT909420	L	110cm / 10H			3x 3", 2x 6", 1x 9"

5 YEARS WARRANTY
Structural

1 YEAR WARRANTY
Accessories

Paediatric Crash Cart



- Designed to accommodate the Broeslow System of colour coded drawers
- Ensures doctors and technicians can quickly identify critical supplies in emergencies – when records matter
- Fitted standard with a keyless breakaway lock and comprehensive range of standard accessories
- Featuring all the benefits of the entire Aidacare range

* Two drawer sizes available: 3" (7cm) and 6" (16cm)

LOCK TYPE



Breakaway

Code	Size	Height	Length	Width	Drawers
WAT909690	L	110cm / 10H	61cm	79cm	8x 3", 1x 6", 0x 9"

5 YEARS WARRANTY
Structural

1 YEAR WARRANTY
Accessories

Medication Cart



- A powerful all-rounder for applications including Treatment, Procedure, IV, Trauma, Dressing, Supply and General cart
- Work surface and drawer dividers
- Fully customisable, accessories, and drawer configurations
- Sleek lines, strong construction and smooth manoeuvrability

* Three drawer sizes available: 3" (7cm), 6" (16cm) and 9" (25cm)

COLOUR OPTIONS



LOCK TYPE



Breakaway Digital Key

Code	Description	Size	Height	Length	Width	Drawers
WAT909510	Digital Lock - Cream	S	90cm / 8H	61cm	79cm	1x 3", 2x 6", 1x 9"
WAT909540	Digital Lock - Cream	M	100cm / 9H			2x 3", 2x 6", 1x 9"
WAT909550	Digital Lock - Cream	L	110cm / 10H			1x 3", 3x 6", 1x 9"
WAT909430	Digital Lock - Blue	S	90cm / 8H			1x 3", 2x 6", 1x 9"
WAT909450	Digital Lock - Blue	M	100cm / 9H			2x 3", 2x 6", 1x 9"
WAT909460	Digital Lock - Blue	L	110cm / 10H			1x 3", 3x 6", 1x 9"
WAT909560	KeyLock - Cream	S	90cm / 8H			1x 3", 2x 6", 1x 9"
WAT909590	KeyLock - Cream	M	100cm / 9H			2x 3", 2x 6", 1x 9"
WAT909600	KeyLock - Cream	L	110cm / 10H			1x 3", 3x 6", 1x 9"
WAT909470	KeyLock - Blue	S	90cm / 8H			1x 3", 2x 6", 1x 9"
WAT909490	KeyLock - Blue	M	100cm / 9H			2x 3", 2x 6", 1x 9"
WAT909500	KeyLock - Blue	L	110cm / 10H			1x 3", 3x 6", 1x 9"

5 YEARS WARRANTY
Structural

5 YEARS WARRANTY
Digital Lock

1 YEAR WARRANTY
Accessories


Medication Sachet Cart



- The Aidacare Medication Sachet Cart offers large capacity and flexible organisation of treatment supplies in 3" and 9" seamless drawers that feature a unique integrated divider system
- Includes an expansive work area, with a slide out work surface if more space is needed
- The durable steel frame and unique spread caster position ensure stability, making the cart easy to move and control
- Choose from an array of accessories options to optimise the cart for your facility's treatment needs

* Three drawer sizes available: 3" (7cm), 6" (16cm) and 9" (25cm)

LOCK TYPE



Digital Key

Code	Description	Size	Height	Length	Width	Drawers
WAT909520	Digital Lock - Cream	S	90cm / 8H	61cm	79cm	5x 3", 0x 6", 1x 9"
WAT909530	Digital Lock - Cream	M	100cm / 9H			6x 3", 0x 6", 1x 9"
WAT909440	Digital Lock - Blue	M	100cm / 9H			6x 3", 0x 6", 1x 9"
WAT909570	KeyLock - Cream	S	90cm / 8H			5x 3", 0x 6", 1x 9"
WAT909480	KeyLock - Blue	M	100cm / 9H			6x 3", 0x 6", 1x 9"
WAT909580	KeyLock - Cream	M	100cm / 9H			6x 3", 0x 6", 1x 9"

5 YEARS WARRANTY
Structural

5 YEARS WARRANTY
Digital Lock


1 YEAR WARRANTY
Accessories

Anaesthesia Carts



- The Aidacare Anaesthetic Cart is the flexible solution to your workflow needs
- Combined with its sleek lines, strong construction, and easy manoeuvrability, it offers a fully customisable solution to meet individual needs
- Packed with standard accessories, it allows for choice of cart height, draw depth, locking option and storage configuration to perfectly compliment your workflow needs

LOCK TYPE



* Three drawer sizes available:
3" (7cm), 6" (16cm) and 9" (25cm)

- 5 YEARS WARRANTY Structural
- 5 YEARS WARRANTY Digital Lock
- 1 YEAR WARRANTY Accessories

Code	Description	Size	Height	Length	Width	Drawers
WAT909630	Digital Lock - Green	S	90cm / 8H	61cm	79cm	1x 3", 2x 6", 1x 9"
WAT909640	Digital Lock - Green	M	100cm / 9H			2x 3", 2x 6", 1x 9"
WAT909650	Digital Lock - Green	L	110cm / 10H			1x 3", 3x 6", 1x 9"
WAT909660	Breakaway - Green	S	90cm / 8H			1x 3", 2x 6", 1x 9"
WAT909670	Breakaway - Green	M	100cm / 9H			2x 3", 2x 6", 1x 9"
WAT909680	Breakaway - Green	L	110cm / 10H			1x 3", 3x 6", 1x 9"

Isolation Cart



- The Aidacare Isolation Cart offers all the desirable features for high-risk infection control areas
- From its smooth, brightly coloured exterior, to its configurable large-volume deep drawers.
- Capable of supporting heavier loads with its strong robust construction, this will be your cart of choice
- Standard with waste bin, extended surface and dividers for all drawers, this value packed cart offers a comprehensive accessory list

* Two drawer sizes available:
6" (16cm) and 9" (25cm)

- 5 YEARS WARRANTY Structural
- 1 YEAR WARRANTY Accessories

Code	Size	Height	Length	Width	Drawers
WAT909610	S	90cm / 8H	61cm	79cm	0x 3", 1x 6", 2x 9"
WAT909620	M	100cm / 9H			0x 3", 0x 6", 3x 9"

Aidacare Cart Accessories

1. Oxygen Tank Holder
2. Waste Bin with Lid
3. Plastic Seal Lock
4. Small Tilt Bin Unit
5. Medium Tilt Bin Unit



6. Large Tilt Bin Unit



7. CPR Board



8. Adjustable IV Pole



9. Sharps Container Holder



10. Glove Box Container



11. Drawer Dividers



12. Drawer Sub-Dividers



13. Accessory Rail



14. Defibrillator Shelf



15. Accessory Tower



16. Tablet Holder




17. Laptop Holder



18. Castors



19. Drawer Tab Fillers



20. Drawer Label Plastic Tag



21. Top Surface Clear Mat



22. Labels



- 1 YEAR WARRANTY Accessories

*Sharps container not included

	Code	Product
1	WAT907100	Oxygen Tank Holder
2	WAT907136	Waste Bin with Lid
3	WAT907690	Plastic Seal Lock
4	WAT907155	Small Tilt Bin Unit - 6 Compartment
5	WAT907150	Medium Tilt Bin Unit - 5 Compartment
6	WAT907140	Large Tilt Bin Unit - 4 Compartment
7	WAT907120	CPRBoard
8	WAT907130	Adjustable IV Pole
9	WAT907135	Sharps Container Holder*
10	WAT907134	Glove Box Container
11	WAT907330	Drawer Dividers - Short - Grey
	WAT907335	Drawer Dividers - Tall - Grey
12	WAT907350	Drawer Sub-Dividers All Drawers - Clear - 3"
	WAT907340	Drawer Sub-Dividers All Drawers - Clear - 7"
	WAT907341	Drawer Sub-Dividersfor 6" & 9" Drawers,Clear 7" Tall
	WAT907355	Drawer Sub-Dividersfor 6" & 9" Drawers,Clear 5" Tall
	WAT907352	Drawer Sub-Dividersfor Narrow Drawers, Clear 5"
13	WAT907133	Accessory Rail

	Code	Product
14	WAT907110	Defibrillator Shelf
15	WAT907190	Accessory Tower
16	WAT907205	Tablet Holder
17	WAT907202	Laptop Holder
18	WAT907661	150mm Non-Braking Castor
	WAT907662	150mm Braking Castor
	WAT907663	150mm Tracking Castor
19	WAT907325	Drawer Tab Fillers - Grey
	WAT907326	Drawer Tab Fillers - Blue
	WAT907327	Drawer Tab Fillers - Yellow
	WAT907328	Drawer Tab Fillers - Green
	WAT907329	Drawer Tab Fillers - Red
20	WAT907105	Drawer Label -Plastic Tag
21	WAT907131	Top Surface Clear Mat
22	WAT907400	Red Label - Emergency Cart
	WAT907380	Green Label - Anaesthesia Cart
	WAT907410	Yellow Label - Isolation Cart
	WAT907420	Blue Label - Medication Cart

ARTG- 203303 -Accessory Rail and Sharps Container Holder

eCart Range

- Lightweight composite aluminium/plastic panels, reduces cart noise while in motion and damaged panels can be easily replaced
- Drawers fitted with soft close runners and dampeners - prevents drawers from opening while in motion
- Height adjustable push handles
- Raised drawer handles for grip and easy cleaning
- Recessed ABS plastic top and storage compartment
- Slide out shelf fitted with runners for smooth, stable operation
- Keyed mechanical lock or optional digital lock
- 3x 125mm anti-static total lock castors, 1x directional lock castor

5 YEARS WARRANTY
Frame

2 YEAR WARRANTY
Electronics

ARTG- 281758

B. Economy Cart - 3 Drawers
Fixed Push Handle & Dividers (12)



C. Medication Cart - 3 Drawers
(Webster)



D. Medication Cart - 4 Drawers
Dividers (12)



E. Medication Cart - 5 Drawers
Dividers (12)



F. Med/Theatre Wide Cart
4 Drawers, Dividers (12 & 14)



G. Med/Theatre Wide Cart
5 Drawers, Dividers (12 & 14)



A. Economy Cart - 2 Drawers
Fixed Push Handle (Webster)



H. Anaesthetic Cart - 5 Drawers
Blue, Stainless Steel Top, Guardrail,
Tilt Containers (17)



I. Emergency Cart - 5 Drawers
Red, Oxy carrier, IV Pole, Cardio Board



J. Sachet Cart - 6 Drawers
Dividers (10)



K. Procedure Cart - 5 Drawers
Grey, IV Pole, Storage Basket








L. Isolation Cart - 4 Drawers
Yellow, Glove Dispenser Holder,
Dividers (12)



eCart Range Specification

	Code	Description	Overall Length	Overall Width	Overall Height
A	WAT901100	Economy Cart - 2 Drawer + Fixed Push Handle (Webster)	520mm	760mm	1075mm
B	WAT901110	Economy Cart - 3 Drawer + Dividers (12)+ Fixed Push Handle	520mm	760mm	1075mm
C	WAT901120	Medication Cart - 3 Drawer (Webster)	520mm	760mm	1045mm
D	WAT901130	Medication Cart - 4 Drawer + Dividers (12)	520mm	760mm	1045mm
E	WAT901140	Medication Cart - 5 Drawer + Dividers (12)	520mm	760mm	1045mm
F	WAT901150	Medication/Theatre Wide Cart - 4 Drawer + Dividers (12 & 14)	570mm	870mm	1065mm
G	WAT901160	Medication/Theatre Wide Cart - 5 Drawer + Dividers (12 & 14)	570mm	870mm	1065mm
H	WAT901170	Anaesthetic Cart (Blue) - 5 Drawer + S/Steel Top + Guardrail + Tilt Containers (17)	545mm	760mm	1580mm
I	WAT901180	Emergency Cart (Red) - 5 Drawer + Oxy Carrier + IV Pole + Cardio Board	520mm	760mm	1075mm
J	WAT901210	Sachet Cart - 6 Drawer + Dividers (10)	520mm	760mm	1045mm
K	WAT901220	Procedure Cart (Grey) - 5 Drawer + IV Pole + Storage Basket	520mm	760mm	1045mm
L	WAT901230	Isolation Cart (Yellow) - 4 Drawer + Glove Dispenser Holder + Dividers (12)	520mm	760mm	1045mm

eCart Accessories



	Code	Product
1	WAT902110	Basket
2	WAT902120	Bottle Cabinet - Fitted with Key Lock
3	WAT902130	Cardiac Board
4	WAT902140	Chart Holder
5	WAT902150	Dividers (1x Set) (4x3 = 12)
-	WAT902160	Divider Name Tabs
-	WAT902170	Defibrillator Arm
6	WAT902220	Equipment Shelf - Double
7	WAT902230	Equipment Shelf - Single
-	WAT902240	Folding Side Shelf
8	WAT902250	Guard Rail
9	WAT902260	Intravenous Polewith Corner Bracket
10	WAT902280	Oxygen Bottle Carrier
11	WAT902300	Sharps Holder

	Code	Product
12	WAT902310	Stainless Steel Top
13	WAT902320	Tablet Arm
14	WAT902330	Tilt Container - 4
15	WAT902340	Tilt Container - 5
16	WAT902350	Tilt Container - 6
-	WAT902360	Tilt Container - 9
-	WAT902370	Mount Arms for Tilt Container (Pair)
17	WAT902380	Waste Bin
18	WAT902390	Webster Clips (Pair)to Suit Wire Webster Rack
19	WAT902400	Glove Dispenser
20	WAT902261	Corner Bracket for Universal IV Pole
21	WAT902105	Anti-Tamper Lock
-	WAT901115	Drive Unit
-	WAT902090	Accessory Rail

Linen Skip - No Lid



Single

5 YEARS WARRANTY

- Stainless steel frame
- Open top (no lid)
- Fully welded joints assists with infection control
- Heavy duty 100mm swivel castors for safe manual handling
- Fixed uprights for swift bag removal



Double



Triple

OPTIONAL



Soiled Linen Skip Push Handle - Single - Stainless Steel (LAC500925)



Soiled Linen Skip Bag Support - Stainless Steel (LAC500920)



Buffer Disc and Reducing Bush to Suit Linen Skips (LAC500930)

Code	LAC500800	LAC500810	LAC500820
Size	Single	Double	Triple
Length	430mm	430mm	430mm
Width	430mm	860mm	1280mm
Height	940mm	940mm	940mm

Linen Skip - Foot Operated Lid



Single

5 YEARS WARRANTY

- Stainless steel frame
- Foot operated lid operation
- Fully welded joints assists with infection control
- Heavy duty 100mm swivel castors for safe manual handling
- Fixed uprights for swift bag removal
- Coloured lid labels included



Double



Triple

OPTIONAL



Soiled Linen Skip Push Handle - Single - Stainless Steel (LAC500925)



Lid for Linen Skip White - With stickers (LAC500636)



Soiled Linen Skip Bag Support - Stainless Steel (LAC500920)

Code	LAC500860	LAC500870	LAC500880
Size	Single	Double	Triple
Length	430mm	430mm	430mm
Width	460mm	920mm	1360mm
Height	945mm	945mm	945mm

Economy Linen Skip - No Lid



Single

5 YEARS WARRANTY

- Powder coated steel frame
- Open top (no lid)
- Fully welded joints assists with infection control
- 75mm swivel castors for safe manual handling
- Fixed uprights for swift bag removal



Double



Triple

OPTIONAL



Soiled Linen Skip Bag Support - Stainless Steel (LAC500920)

Code	LAC500830	LAC500840	LAC500850
Size	Single	Double	Triple
Length	430mm	430mm	430mm
Width	430mm	860mm	1290mm
Height	890mm	890mm	890mm

Economy Linen Skip - Foot Operated Lid



Single

5 YEARS WARRANTY

- Powder coated steel frame
- Foot operated lid operation
- Fully welded joints assists with infection control
- 75mm swivel castors for safe manual handling
- Fixed uprights for swift bag removal
- Coloured lid labels included



Double



Triple

OPTIONAL

Lid for Linen Skip White - With stickers (LAC500636)



Buffer Disc and Reducing Bush to Suit Linen Skips (LAC500930)

Code	LAC500890	LAC500900	LAC500910
Size	Single	Double	Triple
Length	430mm	430mm	430mm
Width	430mm	860mm	1280mm
Height	940mm	940mm	940mm

Soiled Linen Bags



1 YEAR WARRANTY

- Replacement soiled linen bags to suit linen skips
- Available in full size, half size, and waterproof variations

COLOUR OPTIONS



Code	Type	Colour	Capacity
LAC353130	Standard	White	15kg
LAC353140	Standard	Blue	15kg
LAC353160	Standard	Green	15kg
LAC353170	Standard	Red	15kg
LAC353180	Standard	Yellow	15kg
LAC353190	Standard	Purple	15kg
LAC353060	Waterproof	White	15kg
LAC353020	Waterproof	Blue	15kg
LAC353040	Waterproof	Green	15kg

Code	Type	Colour	Capacity
LAC353050	Waterproof	Red	15kg
LAC353070	Waterproof	Yellow	15kg
LAC353030	Waterproof	Black	15kg
LAC353105	Half Size (OH&S)	White	10kg
LAC353106	Half Size (OH&S)	Blue	10kg
LAC353107	Half Size (OH&S)	Green	10kg
LAC353108	Half Size (OH&S)	Red	10kg
LAC353109	Half Size (OH&S)	Yellow	10kg
LAC353110	Half Size (OH&S)	Purple	10kg

Soiled Linen Trolley Lids



1 YEAR WARRANTY

- Replacement lid for foot operated linen trolley
- Lids available in a variety of colours

COLOUR OPTIONS



Code	Type	Colour
LAC500636	Plastic with Stickers	White
LAC354100	Plastic	Blue
LAC354110	Plastic	Green
LAC354130	Plastic	Red
LAC354150	Plastic	Yellow

Moist Linen Trolley



- Mobile trolley designed to transport and dispose soiled linen in hospital environments
- Strong galvanised base
- Durable polyethylene linen tub
- 4x heavy duty 125mm swivel castors for safe manual handling



125mm Swivel Castors

3 YEARS WARRANTY

OPTIONAL



Moist Linen Trolley Lid
SML (LAC500940)
LG (LAC500945)



Push Handle
(LAC500935)

Code	LAC354025	LAC354030
Size	Small	Large
Length	1000mm	1360mm
Width	710mm	750mm
Height	790mm	790mm
Capacity	320L	450L

Wet & Dry Linen Trolley



- Lightweight yet robust mesh design with powder coated steel frame
- Spring assisted adjustable base with spring covers reduce linen entrapment
- Small has 4x HD 125mm rubber swivel castors
- Medium has 2x HD 150mm rubber fixed castors + 2x HD 150mm rubber swivel castors
- Large has 4x HD 200mm rubber swivel castors
- Self lubricating anti rattle platform guides
- 4x corner rotating wall buffers

3 YEARS WARRANTY

Code	LAC353380	LAC354190	LAC354210
Size	Small	Medium	Large
Length	800mm	1100mm	1400mm
Width	600mm	680mm	800mm
Height	800mm	850mm	850mm

Economy Clean Linen Trolley



Large - open (3 Shelf)

3 YEARS WARRANTY



Small - closed (2 shelf)

- Durable lightweight design
- Raised top tray edging prevents spillage
- Powder coated steel frame
- 4x corner buffers prevent wall damage
- Multi height push handle (large only)
- Directional castor (large model only)

OPTIONAL



Front Cover
SML (LAC353630)
LG (LAC353600)

Code	LAC353640	LAC353610	LAC353620	LAC353590
Size	Small - Open	Large - Open	Small - Closed	Large - Closed
Length	920mm	1100mm	920mm	1100mm
Width	525mm	550mm	525mm	550mm
Height	1040mm	1400mm	1040mm	1400mm

Deluxe Clean Linen Trolley



3 YEARS WARRANTY

- Durable lightweight design
- Stainless steel tow hitch connection
- Raised top tray edging prevents spillages
- Two tone powder coated steel frame
- 4x corner buffers prevents damage to walls
- Multi height push handle
- 2x directional castors

OPTIONAL



Front Cover
LG (LAC353570)



Clean Linen Trolley
Tow Hitch
LG (LAC353575)

Code	LAC353560
Length	1285mm
Width	625mm
Height	1430mm

Linen Folding Table



3 YEARS WARRANTY

- 4x heavy duty 125mm swivel castors
- Durable robust construction
- Powder coated steel frame
- Promotes quick and efficient linen storage time



Raised PVC Work Surface



125mm Swivel Castors

Code	LAC501000	LAC501010
Operation	Fixed Height	Electric
Length	1200mm	1200mm
Width	650mm	650mm
Height	900mm	900mm

Garment Dispensing Trolley



15 Trays

5 YEARS WARRANTY

- Durable lightweight design
- Powder coated steel frame
- 4x corner buffers prevents damage to walls
- Push handle on both ends
- Name tags to identify patient belongings



Push Handles

Code	LAC353650	LAC353660	LAC353680	LAC353470
Capacity	15 Trays	18 Trays	30 Trays	Tray
Length	1100mm	1100mm	1450mm	430mm
Width	490mm	490mm	700mm	325mm
Height	1300mm	1500mm	1375mm	130mm

Garment Rack



- Epoxy Powder coated frame
- Flat pack base and upright design
- Nestable 'Z' Base design

5 YEARS WARRANTY

Code	LAC353462
Type	Z Base
Length	1425mm
Width	650mm
Height	1750mm


Stock Trolley



- Lightweight robust construction with fixed perforated basket
- Push Handle on both ends
- Heavy duty 125mm polyurethane swivel castors with swivel buffer discs for wall protection
- Epoxy powder coated finish



125mm Swivel Castors



Push Handle

5 YEARS WARRANTY

Code	WAT825510
Length	700mm
Width	450mm
Height	950mm

Food Tray Dispensing Trolley



- Stainless steel top shelf
- Push handle at both ends
- Stainless steel frame
- 2x directional lock castors
- 2x directional swivel castors
- Corner buffers
- Can be manufactured to suit any tray size or configuration

OPTIONAL



Food Tray - 450 x 350mm - Plastic Small (WAT824700)



Cover for 8 Tray Trolley Pockets & 4 Grips (WAT824716)

Cover for 16 Tray Trolley Pockets & 4 Grips (WAT824717)

Cover for 24 Tray Trolley Pockets & 4 Grips (WAT824715)

Code	WAT823500	WAT823600	WAT824000
Capacity	8 Tray	16 Tray	24 Tray
Length	460mm	575mm	575mm
Width	615mm	900mm	1330mm
Height	1490mm	1490mm	1490mm

5 YEARS WARRANTY

8 Tray Trolley

Food Tray Clearing Trolley



- Lightweight stainless steel, fully welded construction
- 40mm safe edge on top of tray to prevent spills
- Push handle at both ends
- Stainless steel frame
- 4x 125mm grey rubber swivel castors



125mm Swivel Castors

5 YEARS WARRANTY

Code	WAT824400	WAT824600
Size	2 Shelf	3 Shelf
Length	800mm	800mm
Width	500mm	500mm
Height	950mm	950mm

File Trolley



- 25mm push handle at both ends
- Lightweight
- Swivel wall buffers
- Storage Tray
- 100mm swivel castors


OPTIONAL



File Trolley Lid - Lockable (WAT900920)



Accepts standard suspension files



Push Handle

5 YEARS WARRANTY

Code	WAT900910
Size	File Trolley
Length	950mm
Width	420mm
Height	980mm

Flow Chart Trolley



- Lightweight aluminium work platform 670mm x 800mm
- Spring assisted high / low adjustment 850-1300mm, 3x flow chart clips
- Pen and implement retainer
- Stainless steel uprights
- Epoxy powder coated top
- Stable 4 point pre zinc treated epoxy powder coated contoured base
- 2x 100mm total lock grey rubber castors



100mm Swivel Castors

5 YEARS WARRANTY

Code	WAT900940
Width	800mm
Height	850-1300mm

Arm Operating Table



- Robust stainless steel construction with no cross bars allowing access from both sides
- X-ray translucent top
- Height adjustable 670-825mm
- 100mm total lock grey rubber castors


5 YEARS WARRANTY

Code	WAT820190
Length	850mm
Width	450mm
Height	670-825mm

Mobile Nesting IV Pole



- Nesting base design to minimise storage space
- Organised storage system
- One hand height adjustment
- Cast iron base with stainless steel pole for stability, durability and better performance with heavy devices




Nesting Base

2 YEARS WARRANTY


ARTG- 303542

Code	WAT820185
Width	637 x 518mm
Height	1354 - 2214mm

Mobile Nesting PPE Dispenser



- Nesting base design to minimise storage space
- 5 Star polyurethane base
- Organised storage system
- One hand height adjustment
- Cast iron base with stainless steel pole for stability, durability and better performance with heavy devices



Nesting Base



Wall Mountable Option

2 YEARS WARRANTY

ARTG- 303542

OPTIONAL



Wall Mountable (WAT824752)

Code	WAT820187
Width	637 x 518mm
Height	1354 - 2214mm

Instrument / Dressing Trolley (Stainless Steel)

- Stainless steel construction
- Total lock castors on front wheels
- Guard rail on 3 sides
- Drawers fitted with high quality runners with soft close magnetic latch
- 140mm deep drawers



Instrument Trolley - Square Frame - WAT900800



Instrument Trolley - Square Frame + 1 Drawer - WAT900810



Instrument Trolley - Square Frame + 2 Drawers - WAT900820



Dressing Trolley - Square Frame + 2 Drawers - WAT900860



Instrument Trolley - Square Frame + 4 Drawers - WAT900830



Dressing Trolley - Square Frame WAT900840



Dressing Trolley - Square Frame + 1 Drawer - WAT900850



Dressing Trolley - Square Frame + 4 Drawers - WAT900870



Dressing Trolley - Square Frame + 2 Drawers side by side - WAT900861



Dressing Trolley - Large - 2 Drawers WAT900860

Trolley	Instrument	Dressing
Length	500mm	800mm
Width	500mm	500mm
Height	1040mm	1040mm

5 YEARS WARRANTY

Instrument / Dressing Trolley - Flat Top



- Stainless steel construction
- Flat top fully welded
- 100mm total lock castors

5 YEARS WARRANTY

Code	WAT900880	WAT900890	WAT900900
Length	500mm	800mm	1000mm
Width	500mm		
Height	950mm		

Instrument / Dressing Trolley - Square Frame



- Large instrument trolley with flat surfaces
- 304 stainless steel construction
- Tig weld manufacture
- 2x 100mm brake lock castors
- 2x 100mm swivel castors
- Electro-polished finish

5 YEARS WARRANTY

Code	WAT900800
Length	500mm
Width	500mm
Height	950mm

IDEA Clinic Treatment Chair



COLOUR OPTIONS

Navy Blue Vinyl

OPTIONAL ACCESSORIES

IV Pole

Tray Pole

INFECTION CONTROL

BREATHABLE

BIOCOTE

BIOCOTE

Antibacterial frame coating for improved infection control

SWL 200kg

2 YEARS WARRANTY

Features and Benefits

- Compact therapy couch that effortlessly meets the needs of oncology departments and the demands of infusion and transfusion medicine
- Gas-assisted height adjustable and swing-away armrests to suit individual user needs
- Ideal for procedures such as chemotherapy, dialysis, blood donation, and blood transfusion
- Flip down footrest to be used during portering or patient movement
- 3 motors allow multiple positioning options for maximum patient comfort
- Seamless patient surface for maximised infection control compliance
- Genuine chair position with leg section at 90° angle
- Intuitive handset allows for quick and easy chair repositioning
- Ergonomic push handle with inbuilt paper roll holder
- 100mm castors with directional tracking ability
- Inbuilt IV pole receiver, additional pole available as an accessory

ARTG:288974

IDEA2 Treatment Chair



COLOUR OPTIONS

Navy Blue Vinyl

OPTIONAL ACCESSORIES

IV Pole

Tray Pole

INFECTION CONTROL

BREATHABLE

BIOCOTE

BIOCOTE

Antibacterial frame coating for improved infection control

SWL 200kg

2 YEARS WARRANTY

Features and Benefits

- Premium therapy couch that effortlessly meets the needs of oncology departments and the demands of infusion and transfusion medicine
- Gas-assisted height adjustable and swing-away armrests to suit individual user needs
- Ideal for procedures such as chemotherapy, dialysis, blood donation, and blood transfusion
- Extra-long leg rest for patient comfort during extended periods of treatment
- Intuitive handset allows for quick and easy chair repositioning
- Ergonomic push handle with inbuilt paper roll holder
- 5 motors allow multiple positioning options for maximum patient comfort
- Seamless patient surface for maximised infection control compliance
- 100mm twin-wheel castors with directional tracking ability
- Inbuilt IV pole receiver, additional pole available as an accessory

ARTG:288974

**CSAT
GROUP**

CONSTRUIRE &
SOIGNER
AFRIQUE
TANDIA

Examination Couches and Equipment

Examination couches, tables, and equipment, provide patients with a comfortable and safe surface to sit or lay on while being examined and treated by medical staff. The CSAT GROUP range of exam tables and couches includes a variety of options to suit the different needs of hospitals and medical facilities.

Our selection features treatment tables, tilt tables, two- and three-section couches, electric hi lo couches, Bobath plinths and bariatric examination tables. Our examination beds are highly adjustable and configurable. As such, they allow medical professionals to easily examine and treat patients at the most ergonomic height.

All of our options are robust and durable with many also featuring lockable castors for mobility and safety. The medical examination couches also feature padding for patient comfort and support.

**CSAT
GROUP**

CONSTRUIRE &
SOIGNER
AFRIQUE
TANDIA

2 Section Adjustable Examination Couch



- Electric HiLo operation by foot switch
- Sleek design with rounded frame legs for safety
- Minimum to maximum height in 30 seconds
- Adjustable head section through dual gas operated struts from -20° to +80°
- Retractable dual locking castors on all four castors
- Head section has face hole and plug
- Adjustable feet for uneven surfaces
- 75mm castors for safety and mobility



Adjustable Head Section

SWL
250kg

INFECTION
CONTROL

BARIATRIC

5 YEARS WARRANTY
Frame

3 YEAR WARRANTY
Electrics

ARTG- 279095

Code	WAT821550
Overall Length	1950mm
Overall Width	710mm
Overall Height	480 -900mm
SWL	250kg

5 Section Examination Couch - Electric Hi/Lo



- Electric HiLo operation by foot switch
- Sleek design with rounded frame legs for safety
- Minimum height 550mm to maximum height 900mm in 30 seconds
- Dual motor
 1. Electric HiLo
 2. Postural drainage
- Adjustable head section featuring single gas strut, angle adjustable from -20° to +45°
- Adjustable leg section featuring double gas struts, angle adjustable from +0° to +80°
- Retractable dual locking 75mm castors on all four corners
- Head section has face hole and plug, and adjustable feet for uneven surfaces



Adjustable Head Section

SWL
250kg

INFECTION
CONTROL

BARIATRIC

5 YEARS WARRANTY
Frame

3 YEAR WARRANTY
Electrics

ARTG- 279095

Code	WAT821565
Overall Length	1860mm
Overall Width	600mm
Overall Height	550 -950mm
SWL	250kg

3 Section Examination Couch - Electric Hi/Lo



- Electric HiLo operation by foot switch
- Sleek design with rounded frame legs for safety
- Minimum to maximum height in 30 secs
- Adjustable head section, angle adjustable from -45° to +70° and -90° to +40° (Short Head model)
- Adjustable leg section featuring double gas struts, angle adjustable from -45° to +70° and +0° to +90° (Short Head model)
- Head section has face hole and plug, adjustable feet for uneven surfaces
- Retractable dual locking 75mm castors on all for corners



Adjustable Head Section

SWL
250kg

INFECTION
CONTROL

BARIATRIC

5 YEARS WARRANTY
Frame

3 YEAR WARRANTY
Electrics

ARTG- 279095

Code	WAT821555	WAT821560 (W/ Short Head)
Overall Length	1900mm	1950mm
Overall Width	710mm	660mm
Overall Height	500 -900mm	480 -900mm
SWL	250kg	250kg

2 Section Fixed Examination Couch



- Fixed height 82cm
- New easy lift and lock mechanism for easy assembly
- Lift up back section for assessment
- Comes flat packed to save on freight
- Padding thickness 5cm
- Foam density: 36g/m2
- Breathe hole available on request

SWL
280kg

INFECTION
CONTROL

1 YEAR WARRANTY

ARTG- 279095

Code	WAT821575
Overall Length	1950mm
Overall Width	710mm
Overall Height	820mm
SWL	250kg

Medical Stool



- Adjustable height: 490mm - 630mm
- Cushion diameter: 350mm
- Foam thickness: 60mm
- Foot pedal for best hygiene practice



Adjustable Height
Foot Pedal

2 YEARS
WARRANTY

Code	WAT803850
Overall Height	560 - 750mm

Anaesthetic Stool



- Adjustable height: 490mm - 630mm
- Cushion diameter: 350mm
- Foam thickness: 60mm
- *Premium version has additional foot ring



Standard
Model

3 YEARS
WARRANTY

Code	WAT803200 - Navy	WAT803100 - Navyw/ Foot Ring
Overall Height	490 - 630mm	490 - 630mm

Saddle Stool



- Adjustable height: 490mm - 630mm
- Cushion diameter: 350mm
- Foam thickness: 60mm

3 YEARS
WARRANTY

Code	WAT803500 (Navy)	WAT803600 (Black)
Overall Height	490 - 630mm	490 - 630mm

Post Operative Step



- Adjustable height: 490mm - 630mm
- Cushion diameter: 350mm
- Foam thickness: 60mm

1 YEAR
WARRANTY

Code	BEA014900 (Single)	BEA014800 (Double)
Overall Height	240mm	220mm & 400mm

Weigh Chair Digital



- Ideal for accurate and convenient patient weighing
- Easy to read weight display
- Swivel wheels with safety brakes plus built in footrests
- Easy to clean surfaces essential in health care environments
- 100 hours use from regular batteries

SWL
150kg

1 YEAR
WARRANTY

Code	LSS377700
Overall Length	635mm
Overall Width	680mm
Overall Height	880mm
SWL	150kg

Healthweigh Chair Scale



- The Healthweigh Chair Scale allows for carers to measure the weight of residents in a safe and comfortable manner. The ergonomically contoured seat and folding armrests ensure patient comfort and ease of transfers whilst the large LCD screen provides accurate weight measurements for carers.
- Movement compensation technology
- BMI function
- Fold back armrests
- Rear locking castors
- Automatic Reweigh
- Ergonomic contoured seating surface
- Auto power off
- Rechargeable battery

SWL
300kg

2 YEARS
WARRANTY

Code	LSS377706
Overall Length	850mm
Overall Width	630mm
Overall Height	965mm
Seat Width	430mm
Seat Depth	420mm
Unit Weight	18kg
SWL	300kg

Folding Screen - 3 Bay



- Robust hinge
- Easy clean curtain material
- Stainless steel frames
- Heavy duty 75mm rubber swivel castors



Screen Folded
Position

5 YEARS
WARRANTY

Code	WAT825250
Overall Length	1930mm
Overall Width	470mm
Overall Height	1930mm
Folded Length	730mm
Folded Width	470mm
Folded Height	1930mm

**CSAT
GROUP**

CONSTRUIRE &
SOIGNER
AFRIQUE
TANDIA

Workstations on Wheels

CSAT GROUP offers two modern, state of the art ranges of Work Station on Wheels from CSAT GROUP.

The X-Series medical carts are lightweight, agile, and flexible mobile nursing care with modular design, on-demand modification for clinic. The S Series embodies a clean and simple design for smart working in patient care settings.

The CSAT GROUP product range integrates and works together to provide intelligent closed loop management for medication and materials for full process traceability from supplier to patient. The hardware collects real-time data while the software standardises clinical processes and the data platform integrates and analyses the information.

Closing the medication loop increases efficiency and reduces costs and provides reliable data for accountability and decision making - improving processes and leaving more time for quality patient care.

Tel.: 00 224 625766776
email : ceo@csatafriqye.org

**CSAT
GROUP**

CONSTRUIRE &
SOIGNER
AFRIQUE
TANDIA

Medical Carts X Series

Lightweight, agile, and flexible mobile nursing care with modular design and on-demand modification for clinics.

NuboMed intelligent mobile workstation adheres to the clean, simple, and smart design concepts. Lightweight fuselage integrated with embedded computer, wireless communication modules, intelligent batteries, power supply, and IoT technology.

Tailor made specifically for clinical ward rounds, nursing, monitoring, bedside treatment, medicine dispensary, and billing functionality. Returns medical staff back to their basics. Combines technology with medical treatment while providing optimal patient care.

X1000 Medical Treatment Cart



- Ergonomic double handles, easy to manoeuvre from all angles.
- New aviation grade alloy material, lightweight yet tough
- Spacious work surface, nano-particle technology, smooth yet not slippery, dirt proof
- A variety of accessories and drawer combinations
- Mechanical lock for security

Ideal For:
Emergency Nursing/Treatment

2 YEARS WARRANTY

Code	Product
WAT908190	NuboMed X1000

X2000 Lite Medical Cart



- For doctor and nursing rounds
- A variety of accessories and drawer combinations
- Mechanical lock for security
- Hot-swappable main and auxiliary batteries, 24h uninterrupted usage
- Imported Panasonic battery core from Japan, safety guaranteed
- Wireless charging (Phone/PDA), RFID user log-in

Ideal For:
Doctor's Round/Training/Conferencing, Daily Nursing

2 YEARS WARRANTY

Code	Product
WAT908185	NuboMed X2000

X3000 Lite Mobile Nursing Cart



- Front facing drawers for conventional operation
- A variety of accessories and drawer combinations
- Mechanical lock for security
- Embedded computer, HD display, design with care
- Hot-swappable main and auxiliary batteries, 24h uninterrupted usage
- Imported Panasonic battery core from Japan, safety guaranteed
- Wireless charging (Phone/PDA), RFID user log-in

Ideal For:
Daily Nursing/Data Recording

2 YEARS WARRANTY

Code	Product
WAT908180	NuboMed X3000

X4000 Advanced Mobile Nursing Cart



- Right side facing drawers, duo handles for side operations to maximise storage offerings
- Hidden and expandable work surface for maximum usage space
- A variety of accessories and drawer combinations
- Mechanical lock for security
- Embedded computer, HD display, design with care
- Hot-swappable main and auxiliary batteries, 24h uninterrupted usage
- Imported Panasonic battery core from Japan, safety guaranteed
- Wireless charging (Phone/PDA), RFID user log-in

Ideal For:
Daily Nursing/Data Recording

2 YEARS WARRANTY

Code	Product
WAT908175	NuboMed X4000

X5000 Medication Dispensing Cart



- Universal intelligent storage units across multiple platforms, UDD single dose units for fast loading and unloading, intelligent lock, user/drug recognition, ensuring closed-loop medication management
- Hidden and expandable work surface for maximum usage space and a variety of accessories and drawer combinations
- Mechanical lock for security
- Embedded computer, HD display, design with care
- Hot-swappable main and auxiliary batteries, 24h uninterrupted usage
- Imported Panasonic battery core from Japan, safety guaranteed
- Wireless charging (Phone/PDA), RFID user log-in

Ideal For:
Closed Loop Intelligent Medication Management

2 YEARS WARRANTY

Code	Product
WAT908170	NuboMed X5000

Medical Carts S Series

Clean and simple design for smart working in patient care settings.

The compact cart design of the S-Series provides a practical work space at the bedside. The retractable work surface further expands available area and the keyboard drawer extends to the same height as work space, continuing the integrated and streamlined surface. With smooth edges, the sleek all aluminium alloy carts are light weight and durable. Their compact base design is easy to navigate and operate at the bedside and offer electronic or manual height adjustment. The hot swappable battery pack offers 24 hours uninterrupted power with a power management system and quick charging technology. Standardised accessories and various drawer combinations allows for flexible and interchangeable options.

S1000 Height Adjustable Laptop Cart



- Non-powered
- Tablet or laptop mount
- Suitable for patient rounds
- Lightweight and compact
- Height adjustable
- Optional accessories

2 YEARS WARRANTY

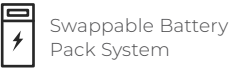
Code	Product
WAT908005	NuboMed S1000

S3000 Height Adjustable Computer Cart



- Integrated PC (included)
- Suitable for longer bedside rounds and training
- Manual height adjustment (S3000L Only)
- Duo Battery (S3000H Only)

OPTIONAL



Swappable Battery Pack System

2 YEARS WARRANTY

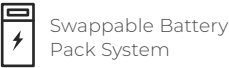
Code	Product
WAT908120	NuboMed S3000
WAT908110	NuboMed S3000L
WAT908130	NuboMed S3000H

S3020 Height Adjustable Computer Cart



- Integrated PC (included)
- Custom storage unit and accessories
- Suitable for longer bedside rounds, training, and nursing
- Manual height adjustment (S3020L Only)
- Duo Battery (S3020H Only)

OPTIONAL



Swappable Battery Pack System

2 YEARS WARRANTY

Code	Product
WAT908150	NuboMed S3020
WAT908140	NuboMed S3020L
WAT908160	NuboMed S3020H

Cart Accessories

1. Expandable Work Surface



2. Hidden Keyboard



3. Weighted Base



4. Pneumatic Lift Handle



Dimension	Length*Depth*Height: 765 x 576 x 1563mm (Height of work surface at the lowest point: 840mm, highest point: 1260mm)
Unibody Construction	One-piece unibody design with build in cart handle and minimum loose parts. Metal alloy and ABSmaterial construction
Work Surface	One-piece work surface with maximum usage area:430 x 460mm
Hidden Tray	Hidden keyboard tray and expandable work surface for additional usage area or act as mouse tray
Height Adjustment	Ergonomics design with pneumatic height adjustment to fit the height of each staff
Cart Base	Ergonomic design with build in weight to counter the risk of tipping over Space reserved to avoid tripping 4 noise proof casters with 2 lockable front ones Dimension: W440 x L480mm
Cabinet	Cabinet with optional 1 to 3 drawersselectable Small: W300 x D300 x H100mm / Large: W300 x D300 x H200mm
Med Module	Lockable drug bin module with 6 bins (Optional) Drug Bin Dimension: W93 x D175 x H75mm Med Module External Dimension: W270 x D480 x H350mm
Accessories	Various accessories for expansion: Sharp object container holder, waste basket, disinfectant holder, storage bins, left hand mouse tray, surface protection pad.

**CSAT
GROUP**

CONSTRUIRE &
SOIGNER
AFRIQUE
TANDIA

Electronic Medication Management

Offering some of the world's leading technology, the CSAT GROUP range of cabinets is unique in that in addition to our contracted cabinets, there is a suite of products, including carts, that will enable hospitals to scale up over time and finally achieve closed loop medication administration.

Our drug safes, by CSAT GROUP Company, are some of Australia's leading safes and boast high quality and local design.

The CSAT GROUP product range integrates and works together to provide intelligent closed loop management for medication and materials for full process traceability from supplier to patient. The hardware collects real-time data while the software standardises clinical processes and the data platform integrates and analyses the information.

Closing the medication loop increases efficiency and reduces costs and provides reliable data for accountability and decision making - improving processes and leaving more time for quality patient care.

Tel.: 00 224 625766776
email : ceo@csatafriqye.org

**CSAT
GROUP**

CONSTRUIRE &
SOIGNER
AFRIQUE
TANDIA

M2300 Medication Cabinet



OPTIONAL



HD Camera


APPLICATION

Outpatient Pharmacy, Emergency Room, Pharmacy, Central Pharmacy and Clinical Ward

MEDICAL TYPES

Anaesthetic, High-Risk, High-Value, Toxic, Blister Packs, Boxed Drugs, Ampoules and Vials

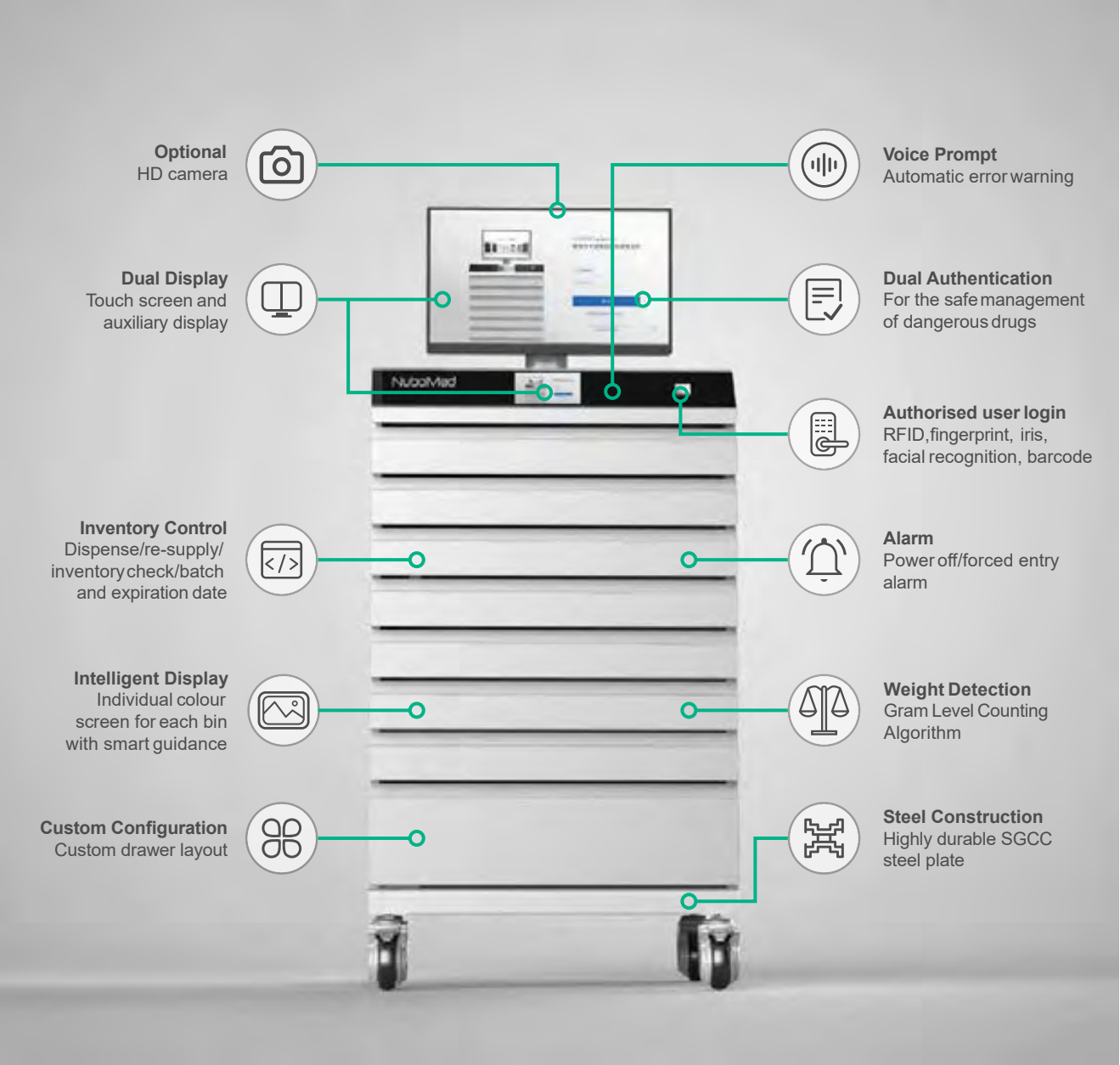
DRAWER CONFIGURATIONS



Features and Benefits

- Suitable for dispersed satellite inpatient area medication management and includes a central control system with eight drawers and 90 automatic counting enclosures
- Controlled drug autocounting enclosure (double verification): 1 drawer with 12 enclosures
- Ampoule autocounting enclosures: 6 drawers total 72 enclosures
- Voice prompt - automatic error warning
- High-strength aluminium alloy and metal with anodised surface
- Intelligent alarm - power off / forced entry alarm
- Intelligent lock control - authorised user login with multilevel control
- Intelligent monitoring - intelligent real-time quantity, expiration dates, and specification monitoring
- Intelligent display - individual colour screen for each bin with smart guidance
- Four directional castors

Code	WAT908500
Description	Intelligent Medication Cabinet (Ampoule) M2300
Width	700mm
Depth	695mm
Height	1539mm
Power Interface	AC, 100-240VAC, 320W
Network Port	Wired ethernet port
UPS	Back up UPS, 1000VA



Fingerprint recognition



Custom configuration



Multilevel control



A2310 Medication Auxiliary Cabinet



INTELLIGENT MEDICATION CABINET (PACKED MED) TYPE A
Suitable for dispersed satellite inpatient area medication management. Includes seven levels, 28 automatic counting enclosures with LED display and glass door.

- High-strength aluminium alloy and metal with anodised surface
- Intelligent lock control - authorised user set up for cabinet lock access, allows individual set up for each bin
- Layers - 7 layers, 4 medicine bins per layer
- Door type - 1 transparent tempered safety glass door
- Speaker - voice prompt
- Intelligent real-time quantity and specification monitoring
- Intelligent display - each bin is equipped with a colour LED display for drug identification, name, specifications, quantity, and operating instructions

APPLICATION
Clinical Ward and Central Pharmacy

MEDICAL TYPES
High-Risk, High-Value, Blister Packs, Boxed Drugs, Ampoules, and Vials

Code	WAT908510
Description	A2310 Auxiliary
Width	810mm
Depth	672mm
Height	1938mm 2067mm (with camera)
Power Interface	AC, 100-240VAC, 320W
Network Port	Wired ethernet port
UPS	Back up UPS, 1000VA

A2310 S Medication Auxiliary Cabinet



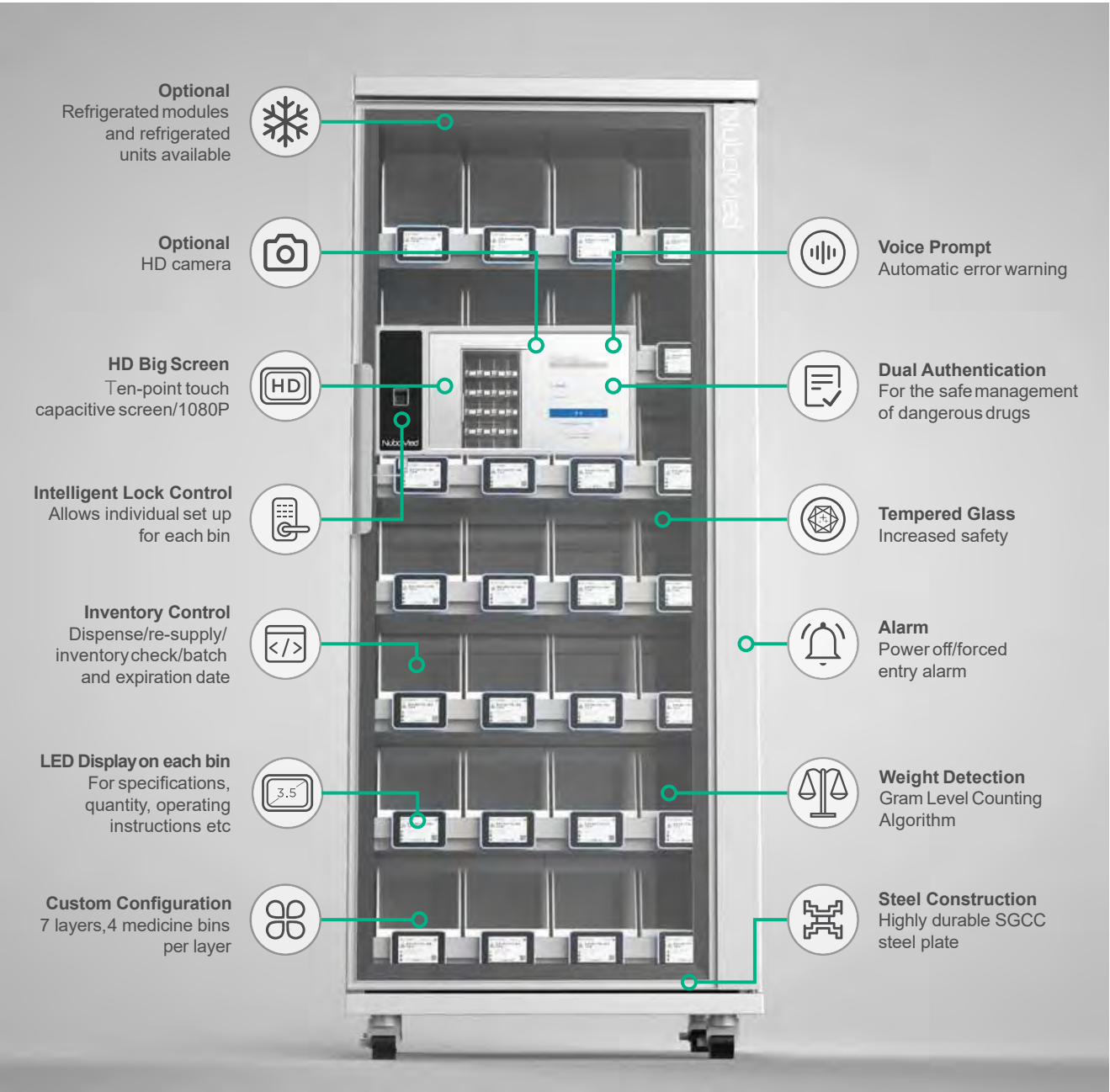
INTELLIGENT MEDICATION CABINET (PACKED MED) TYPE A
WITHOUT AUTO-COUNTING
Suitable for dispersed satellite inpatient area medication management. Includes seven levels, 28 manual counting enclosures with LED display and glass door.

- High-strength aluminium alloy and metal with anodised surface
- Intelligent lock control - authorised user set up for cabinet lock access, allows individual set up for each bin
- Layers - 7 layers, 4 medicine bins per layer
- Door type - 1 transparent tempered safety glass door
- Speaker - voice prompt
- Intelligent real-time quantity and specification monitoring, accommodates oral, ampoule, vial, boxed, and blister pack medicines
- Intelligent display - each bin is equipped with a colour LED display for drug identification, name, specifications, quantity, and operating instructions

APPLICATION
Clinical Ward and Central Pharmacy

MEDICAL TYPES
High-Risk, High-Value, Blister Packs, Boxed Drugs, Ampoules, and Vials

Code	WAT908520
Description	A2310 S Auxiliary
Width	810mm
Depth	672mm
Height	1938mm 2067mm (with camera)
Power Interface	AC, 100-240VAC, 320W
Network Port	Wired ethernet port
UPS	Back up UPS, 1000VA



Led Display



Inventory Control



Custom Configuration



**CSAT
GROUP**

CONSTRUIRE &
SOIGNER
AFRIQUE
TANDIA

Hospital Mortuary and Funeral Home

CSAT GROUP supply a great range of Funeral Home and Mortuary Equipment. The range consists of Lifting Equipment, Trolleys, and Instrument Carts plus a great range of accessories. Our range has been designed to be robust enough to handle the rigors of the environment whilst focusing on ease of cleaning and adjustability for the user.

CSAT GROUP are proud to represent Sova Motion as our key equipment partner in this sector.

Tel.: 00 224 625766776
email : ceo@csatafriqye.org

**CSAT
GROUP**

CONSTRUIRE &
SOIGNER
AFRIQUE
TANDIA

Sova Chapel Trolley



- Easily transfer coffin without having to manually lift
- High / low operation accommodates any vehicle height
- Electric high / low operation. Optional skirt allows trolley to transform to a chapel stand
- Electric coffin and casket brake front and rear
- Zinc epoxy coated frame
- Electric floor brake
- 200mm diameter rubber tyres for smooth transfer
- Linak electrics 24 volt system

OPTIONAL
Fabric Skirt - Pair for Chapel Trolley (FUN100620)
(FUN100630) Extra Wide

SWL 250kg

SWL 350kg

Code	Description	Length	Width	Height
FUN100600	Chapel Trolley - with Skirt	1200mm	505mm	500 - 900mm
FUN100610	Chapel Trolley - Extra Wide - with Skirt	1200mm	655mm	500 - 900mm

Aidacare Aspire A320 Aluminium Bariatric Lifter



- Ergonomic handles provide multiple grip points to suit carers of different heights and strengths
- Ergonomic handset with the latest slimline technology from linak, intuitive control panel, battery, and service indicator lights
- Powered leg function opens and closes the legs for lifting stability or accessibility
- Quick release yoke attachment and padded yoke
- Build quality strong powder coated aluminium frame with industry leading linak electronics and warranty provision
- Safety critical features include emergency stop button, emergency lowering and anti-entrapment technology, with both patient and caregiver safety at heart
- Intelligent diagnostics state of the art linak jumbo care control system
- 2x 100mm front castors for reduced rolling resistance under high load, 2x 125mm rear locking castors for safety and manoeuvrability

SWL 320kg

1 YEAR WARRANTY Battery

3 YEARS WARRANTY Electronics

5 YEAR WARRANTY Frame

Code	Description	Overall Height	Overall Length	Overall Width	Lifter Weight
LSS390630	A320 - Bariatric Lifter - Aluminium	2165mm	1505mm	765mm	63kg

CIRRUS⁵⁰⁰ Ceiling Track Hoist



- Ceiling track system
- 270° rotation
- Inline cable management system
- Adjustable length straps
- Heavy duty stainless steel hardware
- Ergonomic finger tip control pendant
- 2 speed electric high / low operation
- Parallel strap lifting mechanism
- Head strap support

OPTIONAL
Weight Scale - Factory Fitted (LIC362130)
Pivot Trolley 270° (LIC362110)
Cable Management - Priced per Metre (LIC362120)
Adjustable PVC Head Support (LIC362140)

SWL 500kg


BARIATRIC

3 YEARS WARRANTY Electric

10 YEAR WARRANTY Frame

Code	Description	Overall Height	Overall Length	Overall Width	Lifting Range
LIC362100	CIRRUS500 - Ceiling Track Hoist	300mm	470mm	1200mm	3000mm

Coffin/Body Tray Trolley - 300kg



- Dual purpose roller design for coffin and body trays
- Handset high / low operation
- Heavy duty ball bearing rollers
- Epoxy powder coated frame
- Height adjustable push handle
- Electric high / low operation
- Removable rechargeable battery pack
- Electric body tray and coffin brake
- Electric body tray drain angle function
- 150mm lockable castors
- 2105mm long with body tray

SWL 300kg

Code	Description	Length	Width	Height
FUN100210	Coffin/Body Tray Trolley	2055mm	640mm	470 - 1825mm
FUN100220	Coffin/Body Tray Trolley - Side Loading	2320mm	640mm	470 - 1825mm
FUN101050	Coffin/Body Tray Trolley - Tray Roller	2170mm	640mm	470 - 1825mm
FUN101060	Coffin/Body Tray Trolley - Electric Drive Unit	2320mm	640mm	470 - 1825mm
FUN101070	Coffin/Body Tray Trolley - Drive Unit - Side Loading	2340mm	640mm	470 - 1825mm
FUN101080	Coffin/Body Tray Trolley - Drive Unit and Electric Tray/Coffin Roller	2435mm	640mm	470 - 1825mm

Coffin/Body Tray Trolley - Concealment - 300kg



- Rubber coated rollers for coffin and body trays
- Linak actuators
- Heavy duty ball bearing rollers
- Ergonomic push / pull handle
- Electric high / low operation
- Electric coffin / tray brake
- Maintenance free battery pack
- 150mm locking castors



Code	Description	Length	Width	Height
FUN101120	Coffin/Body Tray Trolley - Concealment - Drive Unit	2320mm	780mm	470 - 1825mm
FUN101130	Coffin/Body Tray Trolley - Concealment - Drive Unit - Side Loading	2320mm	780mm	470 - 1825mm
FUN101140	Coffin/Body Tray Trolley - Concealment - Drive Unit - Tray Roller	2435mm	780mm	470 - 1825mm

Coffin/Body Tray Trolley - 500kg



- Rubber coated rollers with heavy duty ball bearing rollers
- 150mm metal locking castors and flat free tyres
- Stainless steel top and bottom frame
- Electric over hydraulic high / low operation
- Electric coffin / tray brake
- Maintenance free battery pack with battery level indicator
- Electric drive unit and electric drive wheel retractor
- Variable speed controller
- Suspension system for uneven surfaces and superior traction

OPTIONAL



Code	Description	Length	Width	Height
FUN100120	Coffin/Body Tray Trolley - Drive Unit	2540mm	870mm	400 - 1900mm
FUN100130	Coffin/Body Tray Trolley - Drive Unit and Tray Drive Roller	2540mm	870mm	400 - 1900mm
FUN100140	Coffin/Body Tray Trolley - Drive Unit and Weigh scale	2540mm	870mm	400 - 1900mm
FUN100150	Coffin/Body Tray Trolley - Drive Unit, Tray Drive Roller and Weigh scale	2540mm	870mm	400 - 1900mm



Cadaver Tray - Bariatric - 500kg



- Stainless steel construction
- Push/pull handles both ends
- Angled sides allow for easy side transfer
- Sub-frame construction
- Angled corners allow for easy cleaning and fluid removal



Code	Description	Length	Width	Height
FUN100810	Cadaver Tray - Bariatric	2090mm	750mm	95mm
FUN100820	Cadaver Tray - Bariatric with drain			

Single Bay Rack - 3 & 4 tier



- Open designs allows access for cleaning
- Rigid flat pack construction
- Stainless steel construction
- Adjustable stainless steel feet
- Optimised tier height
- Custom size can be designed
- 300kg SWL per bay - 300 Series
- 500kg SWL per bay - 500 Series
- Front and rear retainers



Code	Description	Length	Width	Height
FUN100520	Single Bay Rack - 3 tiers	2110mm	740mm	1690mm
FUN100530	Single Bay Rack - 3 tiers - Side loading	740mm	2180mm	1690mm
FUN100560	Single Bay Rack - 4 tiers - Cadaver Tray Storage only	2110mm	740mm	1900mm

Single Bay Rack - 3 & 4 tier - Mobile



- Open designs allows access for cleaning
- Rigid flat pack construction
- Stainless steel construction
- 100mm total lock castors
- Optimised tier height
- Custom size can be designed
- 300kg SWL per bay - 300 Series
- 500kg SWL per bay - 500 Series



Code	Description	Length	Width	Height
FUN100850	Single Bay Rack - 3 tiers	2110mm	740mm	1130mm
FUN100870	Single Bay Rack - Bariatric - 3 tiers	2110mm	955mm	1250mm
FUN100900	Single Bay Rack - 4 tiers			
FUN100920	Single Bay Rack - Bariatric - 4 tiers			

Sova Lifting Straps



- To be used in conjunction with the Morgue Sling (4 bands) to allow optimal transfers in morgue applications
- Suitable for use with fixed ceiling lifts
- Compatible with Cirrus 500, Liko Ceiling Hoists, Liko Patient Lifters, Prism Ceiling Hoists, Aidacare A320, A205, and 200 Patient Lifters

Code	Description	Length	Width
LIC362400	Lifting Strap -Short - 2 eyelets - HDPE Plastic	1250mm	50mm
LIC362410	Lifting Strap -Long - 2 eyelets - HDPE Plastic	1475mm	50mm

Lifter Spreader Bar - 200kg



- Optional Stretch Leveller allows for quick adjustment
- Can be used with a full lift sheet or with 4 lift straps
- Lightweight design weighing at 7.2kg
- Optional quick-release hook system is also available
- Compatible with Liko patient lifters and Liko ceiling hoists, Prism ceiling hoists, Aidacare A320, A205 and 200 lifters

SWL
200kg

Code	Description	Length	Width	Height
LSS394920	Mortuary Spreader Bar - 200kg	1263mm	617mm	227mm

Lifter Spreader Bar - 360kg



- Multiple hook positions - 13 total
- Simple and fast attachment
- Epoxy powder coat finish
- Central hanging pivot point
- Mild steel heavy wall tubular frame
- Suitable for use with ceiling mounted lift systems and floor hoists

SWL
363kg

Code	Description	Length	Height
LIC362300	Mortuary Spreader Bar - 363kg	1580mm	165mm

Ceiling Hoist - Motor - CP200 Portable



SWL
200kg

- Slimline, low profile, padded carry bar that has six loop attachments as standard (four-point hook optional). Different width carry bars also available
- Low profile hoist unit is unobtrusive and provides greater lifting height
- All lifting and traversing operations have soft start / stop to ensure smooth transfers for the patient
- Quick release sling bar

Code	Description	Suits
LIC350105	CP200 Portable Ceiling Hoist	Ceiling Hoist Gantry - LIC352120

Ceiling Hoist - Bariatric C380 Power Traverse



SWL
380kg

- Carry bar fitted with Quick Release System for simple interchange of carry bars
- Emergency stop / emergency lower
- Smooth stop start
- Bariatric four point carry bar
- Low profile hoist unit provides a great lift height

Code	Description	Suits
LIC350260	C-380P Power Traverse (Carry Bar Separate)	Installed Ceiling Hoist Track - LIC353120K

Ceiling Hoist - Prism - Transactive Xtra Fixed



SWL
200kg

SWL
270kg

- Large array of configurations, catering to changing needs
 - Digital display screen
 - Return to Charge (RTC) option
 - Manual window and raising allows for use during a power outage
 - Low profile hoist unit is unobtrusive and provides greater lifting height
 - Pneumatic handset is ideal for use in wet environments
- Emergency lowering
 - Locking latches to secure slings in place for all lifts
 - All lifting and traversing operations have soft start/stop to for smooth transfers
 - Available in manual or powered traverse options

Code	Description	Suits	Height
LIC350170	Ceiling Hoist - Transactive - Manual Traverse & Carry bar	Installed Ceiling Hoist Track - LIC353120K (ALL)	Up to 2080mm
LIC350180	Ceiling Hoist - Transactive - Powered Traverse & Carry bar		
LIC350210	Ceiling Hoist - Transactive - Power Traverse & Carry bar		
LIC350182	Ceiling Hoist - Prism - TXE200D (C450) - Powered - Return to Charge - 200kg		

FreeSpan Gantry



- FreeSpan™ SR (straight-rail) is a flexible alternative for most overhead-lift situations
- The lift system is freestanding, and since it is not affixed to the walls or the ceiling, there are no special strength requirements for those structures
- FreeSpan™ SR is made of aluminium and many different rail lengths are available
- Choose between using Multirall™ or Likorall™ lift units
- FreeSpan™ SR is assembled without tools and is equipped with wheels, which facilitate positioning
- The wheels also make the lift system easy to move between different rooms
- FreeSpan™ is also available in a traverse-model: FreeSpan™ Traverse, a unique, freestanding system that enables lifting, and transfer of patients between many different lifting points

3M KIT INCLUDES:

- FreeSpan Side Support - Wheels + Charger plate parking bracket for sling bar
- FreeSpan Rail 3m - with Likorall Trolley - 250kg
- Ceiling Hoist - Likorall 250 ES - White 250kg SWL
- Spreader Bar - Like Universal SlingBar 450 with Quick-release Hook - max 300kg
- Hand Control - Likorall S, ES, 2 button (for lifting)
- Battery Charger - LikoRall and multirall (24v/0,6 A)

5M KIT INCLUDES:

- FreeSpan Side Support - Wheels + Charger plate parking bracket for sling bar
- FreeSpan Rail 5m - with Likorall Trolley - 200kg
- Ceiling Hoist - Likorall 242 S R2R - White 200kg SWL
- Spreader Bar - Like Universal SlingBar 450 with Quick-release Hook - max 300kg
- Hand Control - LikoRall S, ES, 2 button (for lifting)
- Battery Charger - Likorall and multirall (24v/0,6 A)



Code	Description
LIC360730	FreeSpan Lift System - 3M Kit
LIC360740	FreeSpan Lift System - 5M Kit

Clax Cart Trolley



- Ideal for transporting small to medium size materials
- 2 tier folding trolley
- Lightweight and fully portable
- Foot brake and removable wheels
- Extra boxes available
- 46 litre capacity
- Safe working load upper tray 20kg, lower tray 40kg
- Folded Dimensions 670 x 470 x 110mm

Code	Description	Length	Width	Height
WAT758020	Folding Trolley - Clax w/ crate	890mm	550mm	1030mm
WAT758021	Crate for Clax trolley	890mm	550mm	1030mm


Grave Spreader



- Epoxy powder coated
- Adjustable width settings

Code	Description
FUN100730	CasketLowering System - Manual

Casket Lowering System



- Strap lowering aid
- Lever action swing away casket rollers
- Epoxy powder coated steel frame
- Lightweight aluminium surround
- End stopper/guide
- Safety rail
- Heavy duty construction
- Grave surround to prevent cave-ins
- Fabric skirt - optional




Casket lowering device



Storage & transport trailer



Grave surround



Grave surround covers



Skirt



Code	Description
FUN100700	Casket Lowering System - Manual
FUN100710	Casket Lowering System - Electric
FUN100720	Aluminium grave surround to suit casket lowering system
Available upon request	Grave Surround Covers - Set
Available upon request	Storage and Transport Trailer
Available upon request	Skirt

**CSAT
GROUP**

CONSTRUIRE &
SOIGNER
AFRIQUE
TANDIA

Bariatric

At CSAT GROUP we've seen an increased need for equipment with a heavier weight-bearing capacity. We've put together this guide to help our customers and their carers understand what is available from Aidacare's XXL Bariatric range. A client is deemed to be Bariatric when they weigh over 125kg and/or require a seat width greater than 50cm. This means they need to be careful when selecting medical equipment to ensure that it is appropriate and safe.

CSAT GROUP's range of XXL Bariatric equipment is engineered to be more robust than our standard range. This increased build-quality results in more durable products that help ensure the safety and independence of our customers. Aidacare's wide range of XXL Bariatric equipment provides our customers with an extensive choice of brands and styles at an affordable price.


Bariatric Products

MALVESTIO Botero Bariatric Ward Bed



SWL 400kg see page 8

MALVESTIO Botero Bariatric Static Mattress



SWL 400kg see page 8

ASPIRE Bariatric Static Mattress



SWL 300kg see page 25

ASPIRE Weight Bearing Platform Commode (600mm)



SWL 400kg see page 37

ASPIRE Bariatric Shower Commode



SWL 350kg see page 38

ASPIRE MAXI Shower Chair



SWL 310kg see page 40

Bariatric Products

ASPIRE MAXI Shower Stool



SWL 310kg see page 41

ASPIRE MAXI Over Toilet Aid



SWL 310kg see page 41

SUPER HEAVY DUTY Wheelchair




SWL 318kg see page 50

SEATING MATTERS Sorrento Chair



SWL 294kg see page 65

ASPIRE MAXI Adjustable Day Chair



SWL 310kg see page 15

2 SECTION Examination Couch



SWL 250kg see page 142

Bariatric Products

LIKO Viking XL Patient Lifter



SWL 300kg see page 85

ASPIRE A320 Aluminium Bariatric Lifter



SWL 320kg see page 91

LIKO LikoGuard XL Fixed Lifting Hoist



SWL 363kg see page 103

PRISM MEDICAL C830 Bariatric Fixed Lifting Hoist



SWL 380kg see page 103

LIKO Bariatric Slings



SWL 500kg see page 88

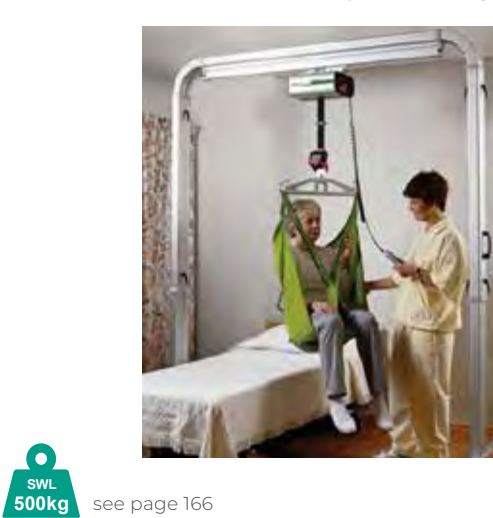
ASPIRE Bariatric Slings



SWL 300kg see page 93

Bariatric Products

PRISM MEDICAL UK Freespan Gantry



SWL 500kg see page 166

SOVA Cirrus 500 Ceiling Track Hoist



SWL 500kg see page 161

SOVA Coffin/Body Tray Trolley



SWL 500kg see page 162

SOVA Coffin/Body Tray Trolley - Concealment



SWL 350kg see page 162

SOVA Cadaver Tray - Bariatric



SWL 500kg see page 163

SOVA Single Bay Rack 3 & 4 tier - Mobile



SWL 500kg see page 163

HOSPITAL FURNITURE

10000 – Five Functions Electric Medical Care Bed

- » Size 2120 x 1000 x 460–720mm (LxWxH).
- » Function of Back rest, footrest, Hi/Lo adjustment, forward tilting, backward tilting with cable remote control.
- » Epoxy Powder coated bed frame, mounted on central locking Luxury castors.
- » Bed Board link of soft, PP hiding side rails



10001 – ICU Bed Hi-Lo Hydraulic (ABS Panels & Side Railings)

- » Frame work made of Rectangular M.S. tube
- » 4 Section Top made of perforated M.S. sheet
- » Back Rest, Knee Rest & TB/RTB Positions maneuvered by Separate screw from Foot End
- » Height adjustment with hydraulic foot pump
- » ABS moulded head and foot panels
- » Collapsible aluminum safety side railings
- » SS IV rod with four locations
- » Bed mounted on 150mm dia castor (2 with brakes)
- » Overall Size : 2060L x 90W x 60–80H cms
- » Finish: Epoxy Powder Coated



10002 – ICU Bed Hi-Lo Hydraulic (Sunmica panels & Side Railings)

- » Frame work made of Rectangular M.S. tube
- » 4 Section Top made of pertorated M.S. sheet
- » Back Rest, Knee Rest & TB/RTB Positions maneuvered by Separate screw from Foot End
- » Height adjustment with hydraulic foot pump
- » Stainless steel tubular head and foot bows with laminated panels
- » Collapsible aluminum safety side railings
- » SS IV rod with four locations
- » Bed mounted on 150mm dia castor (2 with brakes)
- » Overall Size : 210L x 90W x 60–80H cms
- » Finish: Epoxy Powder Coated



10003 – ICU Bed Hi-Lo Hydraulic with Mattress (ABS Panels & side Railings)

- » Frame work made of Rectangular M.S. tube
- » 4 Section Top made of perforated M.S. sheet
- » Back Rest, Knee Rest & TB/RTB Positions maneuvered by Separate screw from Foot End
- » Height adjustment with hydraulic foot pump
- » ABS moulded head and foot panels
- » Collapsible aluminum safety side railings
- » SS IV rod with four locations
- » Bed mounted on 150mm dia castor (2 with brakes)
- » Overall size : 210L x 90W x 60–80H cms
- » Finish: Epoxy Powder Coated
- » Optional Pillow & Four Sectional Mattress 4” thick made of PU loam with one side rexine & other side cotton cloth



HOSPITAL FURNITURE

10004 – ICU Bed Hi-Lo Mechanical (ABS Panels & Side Railings)

- » Frame work made of Rectangular M.S. tube
- » 4 Section Top made of perforated M.S. sheet
- » Back Rest, Knee Rest & TB/RTB and Hi-Lo Positions maneuvered by Separate screw from Foot End
- » ABS moulded head and foot panels
- » Collapsible aluminum safety side railings
- » SS IV rod with four locations
- » Bed mounted on 150mm dia castor (2 with brakes)
- » Overall Size : 210L x 90W x 60–80H cms
- » Finish: Epoxy Powder Coated



10005 – ICU Bed Hi-Lo Mechanical (Sunmica Panels & Side Railings)

- » Frame work made of Rectangular M.S Tube
- » 4 Section Top made of perforated M.S Sheet
- » Back Rest, Knee Rest & TB/RTB and Hi-Lo Positions maneuvered by Separate screw from Foot End
- » Stainless steel Tubular head and foot bows with Laminated Panels
- » Collapsible Aluminum safety side Railings
- » SS IV Rod with four locations
- » Bed Mounted on 150mm Dia Castor (2 with Brakes)
- » Overall Size: 210L x 90W x 60–80H cms
- » Finish: Epoxy Powder Coated



10006 – ICU Bed Mechanical (ABS Panels & Side Railings)

- » Frame work made of Rectangular M.S Tube
- » 4 Section Top made of perforated M.S Sheet
- » Back Rest, knee Rest & TB/RTB and Positions maneuvered by Separate screw from Foot End
- » ABS head and foot Panels
- » Collapsible Aluminum safety side Railings
- » SS IV Rod with four locations
- » Bed Mounted on 150mm Dia Castor (2 with Brakes)
- » Overall Size: 210L x 90W x 60H cm
- » Finish: Epoxy Powder Coated
- » Optional: Four Sectional Mattress



10007 – ICU Bed Mechanical (Sunmica Panels & Side Railings)

- » Frame work made of Rectangular M.S. tube
- » 4 Section Top made of perforated M.S. sheet
- » Back Rest, Knee Rest & TB/RTB Positions maneuvered by Separate screw from Foot End
- » SS Tubular Head & Foot Bows with laminated Panels
- » Collapsible aluminum safety side railings
- » SS IV rod with four locations
- » Bed mounted on 150mm dia castor (2 with brakes)
- » Overall size : 210L x 90W x 60H cms
- » Finish: Epoxy Powder Coated



HOSPITAL FURNITURE

10008 – Hospital Fowler Bed Electric
(ABS Panels & Safety Side Railings)

- » Frame work made of Rectangular M.S. tube
- » 4 Section Top made of perforated M.S. sheet
- » Back Rest & Knee Rest Positions maneuvered by Cable remote control
- » ABS moulded head and foot panels
- » Collapsible aluminum safety side railings
- » SS IV rod with Four locations
- » Bed mounted on 100mm dia castor (2 with brakes)
- » Overall size : 206L x 90W x 60H cms
- » Finish: epoxy powder coated



10009 – Hospital Fowler Bed (ABS Panels)

- » Frame work made of Rectangular M.S. tube
- » 4 Section Top made of perforated M.S. sheet
- » Back Rest & Knee Rest Positions maneuvered by Separate screw from Foot End
- » ABS moulded Head & Foot Panels
- » SS IV rod with Four locations
- » Bed mounted on 100mm dia castor (2 with brakes)
- » Overall Size : 206L x 90W x 60H cms
- » Finish: Epoxy Powder Coated
- » Optional: Collapsible safety side railing at extra cost.



10010 – Hospital Fowler Bed (Sunmica Panels)

- » Frame work made of Rectangular M.S. tube
- » 4 Section Top made of perforated M.S. sheet
- » Back Rest & Knee Rest Positions maneuvered by Separate screw from Foot End
- » Stainless steel tubular Head & Foot Bows with laminated panels
- » SS IV rod with Four locations
- » Bed mounted on 100mm dia castor (2 with brakes)
- » Overall Size : 206L x 90W x 60H cms
- » Finish: Epoxy Powder Coated



10011 – Hospital Fowler Bed (Semi Delux)

- » Frame work made of Rectangular steel tubes.
- » 4 Section Top made of perforated M.S. sheet with mattress guards
- » Back Rest & Knee Rest Positions maneuvered by Separate screw from Foot End
- » Tubular head and foot bows of unequal height with vertical bar supports
- » Four IV Rod Locations
- » Bed Mounted on 100mm Dia Castor (2 with brakes)
- » Overall Size: 206L x 90W x 60H cms
- » Finish: Epoxy Powder Coated



10012 – Hospital Semi Fowler Bed Electric
(ABS Panels & Safety Side Railings)

- » Frame work made of Rectangular M.S. Tube
- » 2 Section Top made of perforated M.S. Sheet
- » Back Rest Section, maneuvered by Cable Remote Control
- » ABS molded Head & Foot Panels
- » Collapsible Aluminum Safety side Railings
- » Stainless steel I.V. Rod with Four locations
- » Overall Size: 198L x 90W x 60H cms
- » Finish: Epoxy Powder Coated
- » Optional: Two Sectional Mattress 4" thick PU foam



HOSPITAL FURNITURE

10013 – Hospital Semi Fowler Bed (ABS Panels)

- » Frame work made of Rectangular M.S Tube
- » 2 Section Top made of perforated M.S Sheet
- » Back Rest Section, maneuvered by Screw Handle from Foot End
- » ABS molded Head & Foot Panels
- » Four locations for I.V. Rod
- » Overall Size: 198L x 90W x 60H cms
- » Finish: Epoxy Powder Coated



10014 – Hospital Semi Fowler Bed (ABS Panels)

- » Frame work made of Rectangular M.S Tube
- » 2 Section Top made of perforated M.S Sheet
- » Back Rest Section, maneuvered by Screw Handle from Foot End
- » Stainless steel tubular Head & Foot bows with laminated Panels.
- » Four Locations for I.V. Rod
- » Overall Size: 198L x 90W x 60H cms
- » Finish: Epoxy Powder Coated



10015 – Hospital Semi Fowler Bed (Semi Delux)

- » Frame work made of Rectangular M.S. Tube
- » 2 Section Top made of perforated CRCA MS sheet
- » Back Rest Section, maneuvered by Screw Handle from Foot End
- » Tubular Head & Foot Bows of unequal height with vertical bars support
- » Location for Four I.V. Rod
- » Overall Size: 198L x 90W x 60H cms
- » Finish: Epoxy Powder Coated



10016 – Hospital Semi Fowler Bed (Wire Mesh Plateform)

- » Frame work made of Rectangular M.S. Tube
- » 2 Section Top made of welded wire mesh
- » Back Rest Section, maneuvered by Screw Handle from Foot End
- » Tubular Head & Foot Bows of unequal height
- » Location for Four I.V. Rod
- » Overall Size: 198L x 90W x 60H cms
- » Finish: Epoxy Powder Coated



10017 – Hospital Plain Bed Delux (ABS Panels)

- » Frame work made of Rectangular
- » Top made of perforated CRCA MS Sheet
- » ABS molded Head & Foot Panels
- » Location for Four I.V. Rod
- » Overall Size: 198L x 90W x 60H cms
- » Finish: Epoxy Powder Coated



Medical Equipment

Spare Parts for Oscopes

Disposable ear funnels, black/anthracite
Ø 2,5mm / 4,0mm, in bulk, packaged in box
PU: 1000 items / Box
Code: KW71111



Finoff lamp, XL/ 2.5 V
(For Combilight-Family)
Code: KW79302



Lamp Support 2.5V
Code: KW79102



Disposable ear funnels, black/anthracite
Ø 2,5mm / 4,0mm, plug-packed
PU: 10 x 100 items
Code: KW71112



Nose Spreader Speculum
(For Combilight-Family)
With set screw
Code: KW79202



Ball
For pneumatic tests
Code: KW78502



Reusable ear funnels
Set: Ø 2,5 / 3,5 / 4,5 mm
PU: 3 items
Code: KW72101



Tongue depressor
Stainless steel
Code: KW79101



Battery handle
Code: KW79101



Head
(for Picolight)
Code: KW73300



Table Stand, transparent
Code: KW78101



Set of Laryngeal mirrors
Sizes 3 and 4
Code: KW79103



Medical Equipment

3 Ophthalmoscopes

Ophthalmoscopes


An in-depth look at the eye

Here, we offer our customers Ophthalmoscopes with precise and shadow-free illumination of the fundus of the eye. With this unique technology - the wide aperture angle of the illumination optics – the examiner is able to see a large area while at a very close proximity to the subject. The ophthalmoscope heads of the EUROLIGHT®- and PICCOLIGHT®-families have one or six apertures. The handles hold either EUROLIGHT® series batteries or rechargeable batteries. Your own individual diagnostic set can be assembled entirely as you would like to have it.

Eurolight E10

Ophthalmoscope
Product Code: KWERE10
Category: Ophthalmoscopes
Deliverytime: 4 Weeks

High quality Ophthalmoscope(versatile options)

- vacuum bulb, supply voltage: 2.5V
- screw closure
- metal battery-/charging handle C
- dimmable rheostat
- with 18 correction lenses
- with correction lens wheel in stages from -20 to +20 dioptres
- in bag with zipper
- batteries: 2 C batteries, 1.5V
- 1 diaphragm  :
 - ✓ good and uniform illumination!
 - ✓ very large examination field of the fundus of the eye.
- optional: with 3.5V
- optional: with 6 diaphragm
- optional: with click closure
- optional for 2.5V: rechargeable battery



Options:

E1 0
+
Clic
Closure
Code: KWERE30



E1 0
+
Clic
Closure
+
Rechargeable
battery
Code: KWERE30



E1 0
6 diaphragm
+
Clic
Closure
+
Rechargeable
Battery
+
3.5V
Halgen bulb
Code: KWERE36



Dermatoscope

Product Code: KWPID
Category: Dermatoscopes
Deliverytime: 4 Weeks

Picolight D

High quality Dermatoscope for the pocket

- vacuum bulb, 2.5V
- with approx. 10-times magnification
- focus adjustment -6 up to +3.5 dpt
- large contact disk (Ø 25 mm) with scale setting for the measurement of pigmentary skin alterations, especially for the early diagnosis of malignant tumours!
- uniform, intensive illumination
- battery handle AA, plastic, black,
- in cloth bag
- batteries: 2 Mignon (type AA)



Spare Parts for Dermatoscopes

Heads
2.5V or 3.5V HL bulb



Handles
screw-/ Clic-closure



Derma Gel



Contact disk
with scale setting, Ø 25 mm



5 Diagnostic Sets

Eurlolight C10

Multi-purpose Ear/Nose/Throat diagnosticset
(1 head| 1 handle)

- can also be used for rhinoscopic examinations
- All accessory parts are made of stainless steel and can be sterilized
- Set consist of:
 - ✓ otoscope head: standard illumination with pivoting triple-magnifying glasses, vacuum bulb 2.5V
 - ✓ 2 batteries (1.5V)
 - ✓ 3 reusable ear funnels: Ø 2.5mm/3.5mm/4.5mm
 - ✓ nose spreader speculum
 - ✓ tongue depressor
 - ✓ curved lamp support (2.5V)
 - ✓ 2 laryngeal mirrors: sizes 3 (Ø 20 mm)/4 (Ø 22 mm)
 - ✓ tongue depressor holder
 - ✓ spare bulb (2.5V)
 - ✓ packaged in a practical black case with zipper
- optional: Recharging in **chargingstation**



Eurlolight C10/E10

Multi-purpose diagnosticset
(2 heads| 1 diaphragm| 1 handle)

- Set consist of:
 - ✓ otoscope head: standard illumination with pivoting triple-magnifying glasses, vacuum bulb 2.5V
 - ✓ ophthalmoscope head: With correction lens wheel in stages from +20 to -20 dioptries, vacuum bulb (2.5V)
 - ✓ 1 diaphragm
 - ✓ 2 batteries (1.5V)
 - ✓ 20 disposable ear funnels: 10x Ø 2.5mm / 10x 4.0mm
 - ✓ packaged in a practical black case with zipper
- optional: Recharging in **chargingstation**
- optional: **Xenonbulb**
- optional: **6 diaphragms**
- optional: Ophthalmoscope head with **halogenbulb**(2.5V)
- optional: **3.5V**



Combinations of Diagnostic Sets

BasicSet C10/E10
(2 heads| 1 diaphragm| 1 handle)

VL | 2.5V

Code: KVBSCE10



BasicSet C10/E16
(2 heads| 6 diaphragm| 1 handle)

VL | 2.5V

Code: KVBSCE16



Diagnostic Set FO30/E36
(2 heads| 6 diaphragm| 1 handle)

Code: KVDSFE06



Diagnostic Set FO/E56
(2 heads| 6 diaphragm| 1 handle)

Xenon | 2.5V

Code: KVDSFE56



6 Laryngoscopes



Properties of the used Technology:

Metal Handle	Fibre optics bunches
<ul style="list-style-type: none">- two functions:<ul style="list-style-type: none">o battery handleo rechargeable Handle for the charging station- very long service life of the rechargeable battery (NiMH)- environmentally friendly- light weight- sizes: small/short/medium/large	<ul style="list-style-type: none">- high transmission degree within the complete visible wave length area- numerical aperture 0.64 (theoretical value at 587 nm)- excellent radiation properties- more than 4000 sterilization cycles in the autoclave at 134°C- 3500 / 5500 / 8000 single fibres minimum per blade type ensure optimal light emission


Medical Equipment

8 Stethoscopes

Stethoscopes

an evergreen in medicinal diagnostics

Here, we present products to meet every kind of requirement for generations. The selection for different special fields attests to the amazing variety of these high quality Stethoscopes. They differ in Type, Material, and Dimension



8.1 Twin Head Stethoscopes

Stethoscope

Product Code: KW22900
Category: Stethoscopes
Delivery time: 4 Weeks

High performance Twin-head stethoscope

- is the most successful universal stethoscope in this product line for more than 25 years.
- with freely swinging high-performance diaphragm
- tube length approx. 42 cm
- reversible
- superior sound quality
- anti chill protection



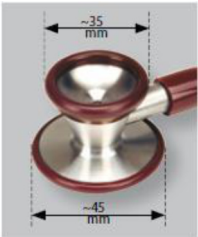
Cardiology

Stethoscope

Product Code: KW22800
Category: Stethoscopes
Delivery time: 4 Weeks

Profi Cardiology stethoscope

- is the ideal stethoscope for cardiologists.
- twin-head stethoscope
- chest piece in solid stainless steel design
- diaphragm Ø 45 mm
- tube length approx. 42 cm
- reversible
- single-tube system with integrated head piece of stainless steel
- 2 pairs of spare ear tips, 1 spare diaphragm,
- superior stethoscopes with outstanding acoustics
- high-quality workmanship and technology
- 2 colors are available: black and burgundy



Prestige Family

Prestige StethoscopesStandard / Child / Baby

Stethoscope


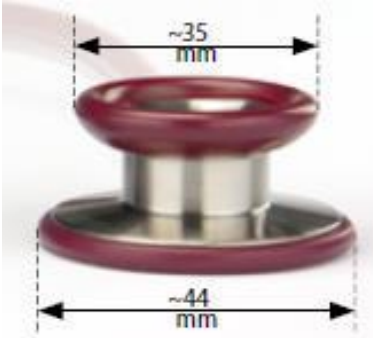
Product Codes:
Standard: KW22900
Child: KW22702
Baby: KW22701
Category: Stethoscopes
Delivery time: 4 Weeks

- twin-head stethoscope
- stainless steel
- diaphragm Ø: Standard 44 mm, Child 35 mm, Baby 28.5 mm
- tube length approx. 56 cm
- reversible
- 2 pairs of spare ear tips
- spare diaphragm and name plate
- available in various sizes, it can be used for babies, children and adults (Baby-, Child-, or Standard- Prestige)
- each stethoscope comes with two spare pairs of ear tips, one spare diaphragm and a name plate.
- various colors for tubes and ear tips

Standard

Child

Baby



Medical Equipment

Medical Equipment

Stethoscope

Product Code: KW22100
Category: Stethoscopes
Delivery time: 4 Weeks

Colorsop

High Quality/cost-effective Duo stethoscope

- for daily use in clinics or by nurses for all types of examinations.
- the colourful twin-head stethoscope
- diaphragm Ø 43.8 mm
- tube length approx. ca. 55 cm
- reversible
- high-quality materials
- the double-sided chest piece can be switched from diaphragm to bell mode by twisting the tube
- the exchangeable diaphragm is reinforced with fibre-glass
- available in 13 colors for individuality



Stethoscope

Product Code: KW22300
Category: Stethoscopes
Delivery time: 4 Weeks

Double

Favorable Double stethoscope

- is the less expensive alternative to the Colorscope Duo.
- twin-head stethoscope
- chest is made of aluminium and is therefore especially lightweight
- diaphragm Ø 43.8 mm
- tube length approx. 58 cm
- reversible
- colors: red, black, blue



Stethoscope

Product Code: KW22200
Category: Stethoscopes
Delivery time: 4 Weeks

Duoscop

Duoscope stethoscope

- twin-head stethoscope
- aluminium chest piece, therefore especially lightweight
- diaphragm Ø 43 mm
- tube length approx. 55 cm
- reversible
- diaphragm (unlike the other double headed stethoscopes) is secured with a sturdy aluminium screw ring
- 2 Models: without or with rotatable ear tips



Medical Equipment

Stethoscope

Product Code: KW22500
Category: Stethoscopes
Delivery time: 4 Weeks

Rapport

Excellent acoustics stethoscope incl. Spare parts set

- is extremely popular among students
- twin-head stethoscope
- diaphragm Ø 40 mm
- tube length approx. 55 cm
- reversible
- incl. a large spare parts set
 - ✓ 2 diaphragms
 - ✓ 3 attachment funnels, Ø 19.5 / 26.0 / 33.0 mm
 - ✓ 2 pairs of ear tips
- various colors



Stethoscope

Product Code: KW22401
Category: Stethoscopes
Delivery time: 4 Weeks

Baby color

Baby Color stethoscope for Paediatrics

- child-friendly through smiley face on the diaphragm side
- twin-head stethoscope
- for paediatrics with intercostal diaphragm
- especially suitable for the auscultation of infants
- diaphragm Ø 43.8 mm, tube length approx. 55 cm
- reversible
- can be converted by twisting the hose, so that the bell side can be used.



Stethoscope

Product Code: KW22600
Category: Stethoscopes
Delivery time: 4 Weeks

Noroscop

High Quality stethoscope

- twin-head stethoscope
- with solid chest piece
- diaphragm Ø 43.8 mm
- tube length approx. 53 cm
- premium features such as a foldable head piece with rotatable ear Tips, double tube system, and collapsible head piece
- reversible
- the red dot on the tube always indicates which is the inactive side



Medical Equipment

Planophon

Planophon Stethoscope

- diaphragm is secured by a sturdy aluminum screw ring
- flat-head stethoscope
- aluminum chest piece
- diaphragm Ø 43 mm
- tube length approx. 55 cm
- black
- 2 Models: with or without rotatable ear tips



Plano/ Duo

Training Stethoscope for nurses

- basic components are the above stethoscopes: Colorscope Plano and Duo.
- two people can perform the examination at the same time
- **Plano-Model:**
 - red-yellow
 - flat-head stethoscope
 - with 2 head pieces
 - diaphragm Ø 43.8 mm
 - tube length approx. 110 cm
- **Duo-Model:**
 - red-yellow
 - twin-head stethoscope
 - with 2 head pieces
 - diaphragm Ø 43.8 mm
 - tube length approx. 110 cm
 - reversible



Pinard

Pinard Stethoscope

- is ideal for midwives and parents-to-be.
- made of beechwood
- lengths: 17 cm or 33 cm



Medical Equipment

9 Reflex Hammers

Colorflex

Reflex- and percussion hammer

- 2 Models:
 1. Small: 20 cm long, approx. 100 g
 2. Large: 22 cm long, approx. 110 g, with neurological sensor tip
- colors: red, black, blue, yellow

Reflex Hammer

Product Codes:
small: KW15203
large: KW15204
Category: Hammers
Delivery time: 4 Weeks

Colorflex, small



Colorflex, large



Medical Equipment

Tuning Fork Set

Product Codes: KW24001
Category: Forks
Delivery time: 4 Weeks

Tuning Fork Set

Aluminium tuning fork set

- for medical diagnoses, e.g. for audiometry (air and bone conduction)
- for aesthesiometry
- and other diagnostic purposes
- set consists of 5 Tuning Forks:
 - ✓ c, 128 Hz with fixed dampers
 - ✓ c1, 1256 Hz with fixed dampers
 - ✓ c2, 512 Hz without dampers
 - ✓ c3, 1024 Hz without dampers
 - ✓ c4, 2048 Hz without dampers
- packaged in a case



Medical Equipment

11 Patient Monitoring

BeneView T8

Anaesthesia Patient Monitor

Product Code: MYT8
Category: Monitoring
Delivery time: 8 Weeks

- 17" color touch screen display
- suitable for adult, pediatric and neonatal patients
- up to 3 slave screens on the main units for separate view
- 13 module slots for flexible configuration (5 built-in to fit most requirements & 8 additional for higher acuity)
- MPM module with up to 8-hour data saving for patient transport
- arrhythmia and ST segment analysis
- maximum 8 channels for IBP measurement
- friendly and configurable user interface
- powerful data review:
 - maximum 120-hour graphic and tabular trends of all parameters
 - 24-hour full disclosure waveforms review
 - 120 seconds frozen waveforms
 - up to 1000 pieces of NIBP record storage
 - 100 pieces of regular alarms review
 - 100 pieces of ARR alarms storage
- high quality components and design



Anaesthesia Patient Monitor

Product Code: MEC05
Category: Monitoring
Delivery time: 4 Weeks

- portable
- 7" wide TFT color monitor (800x480 pixels)
- 2 ch. ECG, SpO2, NIBP, Respiration, Temperature
- 120 hours trend saving time
- networkable with PC (LAN, RS-232, HL7 and optional WLAN)
- ST & PVC analysis
- optical & acoustic alarm
- built-in rechargeable Li-ion battery and printer
- including: ECG cable, BP cuff, SpO2 Sensor, net cable, and operating instruction



Medical Equipment

Anaesthesia Patient Monitor

Product Code: MEC05XL
Category: Monitoring
Delivery time: 4 Weeks

Compact 9

Multi-parameter patient monitor

- portable
- 12.1" wide TFT color monitor (800×480 pixels)
- NIBP, ECG, pulse rate, respiration, SpO2, temperature (optional) IBP (optional), EtCO2 with EtCO2 - module (optional)
- 168 hours trend memory
- incl. Suntech module and printer
- Alarm for all parameters
- With training mode
- Display up to 6 waves
- Incl. accessories



Anaesthesia Patient Monitor

Product Code: MEC07
Category: Monitoring
Delivery time: 4 Weeks

Premium multi-parameter patient monitor

- portable & modular
- 10.4" wide TFT color monitor (800×480 pixels)
- multi-channel ECG, SpO2, 2×IBP, NIBP, Respiration, 2×Temperature
- various optional EtCO2 modules (Main-stream, Side-stream, Micro-stream)
- 120 hours trend saving time
- networkable with PC (LAN, RS-232, HL7 and optional WLAN)
- including: ECG cable, BP cuff, SpO2 Sensor, net cable, and operating instruction
- optional: EtCO2- Module



Pulse Oximeter

Product Code: HUS816
Category: Oximetry
Delivery time: 4 Weeks

Innovative PulseOximeter

- for emergency, transport, clinic und HomeCare
- ergonomic design
- excellent battery capacity (min. 20h)
- FastSat algorithm
- Intuitive handling
- MMC memory card
- remote alarm
- infrared- and RS232C-Interface
- analog interface
- brilliant LC-Display
- complete with patient cable PC04 1,2 m, 3 disposable sensors for neonates, power supply and bag



Medical Equipment

12 ECG

Cardio-M

ECG Measuring Device

Product Code: MECGM
Category: ECG
Delivery time: 4 Weeks

Compact & cost effective multi-channel ElectroCardioGraph

- multi (3-6-12) channel ECG
- exact measurement with interpretation
- expression in the format DIN A4
- supports fax transmission of the recorded ECG's (with optional modem)
- PC software for computer connection
- rechargeable battery (optional)
- including: ECG cable, suction electrodes, clamp electrodes, gel, paper



Cardio-M Plus

ECG Measuring Device

Product Code: MECGMP
Category: ECG
Delivery time: 4 Weeks

Compact & reliable multi-channel ElectroCardioGraph

- real-time 12 ECG-lead waves in colour
- 7" LCD touch screen
- with interpretation
- built-in memory for 120 ECG's
- expression in the format DIN A4
- supports fax transmission of the recorded ECG's (with optional modem)
- PC software for computer connection
- spirometer is applicable (optional)
- rechargeable battery (optional)
- including: ECG cable, suction electrodes, clamp electrodes, gel, paper



13 Pulse Oximetry

Finger Pulse Oximeter

Product Code: MEE10
Category: Oximetry
Delivery time: 4 Weeks

ME10

Little, handy finger Pulse Oximeter with colour display

- Numeric display of SpO2, Pulse and pulse as plethysmography
- Switchable display in 6 different position
- including bag, neck string, 2 AAA batteries and user manual



Finger Pulse Oximeter

Product Code: MEE5
Category: Oximetry
Delivery time: 4 Weeks

ME5

Little, handy finger Pulse Oximeter with colour display

- Spot check measurements of patients (>25kg)
- Digital display of pulse SpO2 and signal quality
- Measurement of range of SpO2: 35 - 99%, pulse: 30 - 235 BPM
- Incl. bag, neck string and batteries



Handheld Pulse Oximeter

Product Code: MEPAC
Category: Oximetry
Delivery time: 4 Weeks

PalmCare Plus

Fast and Reliable Handheld Pulse Oximeter

- SpO2, Heart Rate, Pulse Wave, Alarm Levels, Signal Quality
- 2,8" Color-LCD
- Available in adult, pediatric and neonate
- 72 hours trend saving time
- Built - in rechargeable Li - ion battery with up to 4 hours of operation
- Audible alarm with adjustable alarm levels
- including finger sensor and net cable



Pulse Oximeter

Product Code: HUS800
Category: Oximetry
Delivery time: 4 Weeks

Sat 800

Innovative Pulse Oximeter

- for emergency, transport, clinic und HomeCare
- for SpotCheck monitoring
- compact, light, easy and robust
- integrated shroud
- USB-interface
- complete with finger-sensor and bag



Pulse Oximeter

Product Code: HUS801
Category: Oximetry
Delivery time: 4 Weeks

Sat 801

Innovative Pulse Oximeter with alarm

- for emergency, transport, clinic und HomeCare
- for SpotCheck monitoring
- compact, light, easy and robust
- integrated shroud
- audible and visual alarms
- USB-interface
- 160h Data Memory for long term monitoring
- complete with finger-sensor and bag
- complete with patient cable and 3 disposable sensors for neonates incl. rechargeable battery and bag
- optional: Li-Ion-Accu for 15h or 30h



Pulse Oximeter

Product Code: HUS805
Category: Oximetry
Delivery time: 4 Weeks

Sat 805

Innovative Pulse Oximeter (sleep lab.)

- for emergency, transport, clinic und HomeCare
- for clinic, sleep laboratory and HomeCare
- ergonomic, innovativ design
- excellent battery capacity (min. 15 h)
- signal I
- FastSat algorithm
- MMC memory card
- remote alarm
- infrared interface, Analog interface
- brilliant LC-Display, Easy menu navigation
- complete with patient cable PC04 1,2 m, 3 disposable sensors for neonates, power supply and bag



PXM-20BT

Portable X-Ray

Product Code: MEX20M
Category: X-Ray
Delivery time: 4 Weeks

The world's only battery type portable X-ray

- 100 kV / 20 mA / 1.6 kW / 70 kHz
- light weight and compact size: 9.8 Kg (incl. Battery)
- ideal for limb equine work and small animal.
- great advantage for outdoor radiography
- max. 400 exposures by just one charging
- innovative approach to battery application
- up to 21 APRs and auto DR interface recognition
- clean diagnostic images by excellent high frequency technology
- strong body against external shock and contamination
- exclusive remote controller using hand switch
- battery Capacity: 1600 mA, i.e. 160 Times Exposures @ 80 kV/10 mA
- including: Auto Timer, Remote Control, Metal Carrying Case.
- charging Time: Less than 3 hours. Free Voltage.



PXM-40BT

Portable X-Ray

Product Code: MEX40M
Category: X-Ray
Delivery time: 4 Weeks

The world's only battery type portable X-ray

- 100 kV / 35 mA / 2.4 kW / 70 kHz
- light weight and compact size: 13.2 Kg (incl. Battery)
- ideal for limb equine work and small animal.
- great advantage for outdoor radiography
- max. 400 exposures by just one charging
- innovative approach to battery application
- up to 21 APRs and auto DR interface recognition
- clean diagnostic images by excellent high frequency technology
- strong body against external shock and contamination
- exclusive remote controller using hand switch
- battery Capacity: 3000 mAs, i.e. 300 Times Exposures @ 80 kV/10 mA
- including: Auto Timer, Remote Control, Metal Carrying Case.
- charging Time: Less than 5 hours. Free Voltage.



16 Scales

Baby Scale

Baby Scale

Product Code: KEBB15
Category: Scales
Delivery time: 4 Weeks

All-purpose baby scale for mobile and stationary use

- weighting Range: 15 Kg / Scaling: 0.005 Kg
- ergonomic tray
- removable tray enables use as a scale for small children as well
- robust ABS plastic for easy and hygienic cleaning
- secure and non-slip positioning with rubber feet
- dynamic Weighing function to determine a stable weighing
- result, ideal for restless babies
- data hold function: When the weighing value remains unchanged
- the weight indicated on the display is automatically „frozen“ until the HOLD key is pressed
- battery- or mains-powered
- optional: up to 20 Kg
- optional: Electronic height rod
- optional: Carrying case
- optional: stand to elevate the display device



Baby Scale

Baby Scale

Product Code: KEBS20
Category: Scales
Delivery time: 4 Weeks

Universal baby scale for neonates and small children

- weighting Range: 20 Kg / Scaling: 0.01 Kg
- Verified according to class III
- Approval for medical use according to 93/42/EEC
- Ergonomic tray
- Robust ABS plastic. For easy and hygienic cleaning
- Automatic Data hold function
- Monitoring weight gain



PXP-20HF Plus

Portable X-Ray

Product Code: MEX20P
Category: X-Ray
Delivery time: 4 Weeks

Lightweight portable X-ray with higher power

- 100 kV / 20 mA / 1.8 kW / 70 kHz
- light weight and compact size: 9 Kg
- constant X-ray output without influence of line power fluctuation
- equipped with new remote control functions
- flat touch panel, digital display, LED display reverse
- 4 pre-set technique slots (PROM memory)
- automatic line voltage compensation Dual including: Laser Pointer, Timer, Remote Control, Metal Carrying Case.
- optional: Dual Laser



PXP-40HF

Portable X-Ray

Product Code: MEX40
Category: X-Ray
Delivery time: 4 Weeks

High performance compact portable X-ray

- 100 kV / 35 mA / 2.4 kW / 70 kHz
- light weight and compact size: 12 Kg
- most Popular Portable X-ray.
- constant X-ray output without influence of line power fluctuation
- equipped with new remote control functions
- flat touch panel, digital display, LED display reverse
- 8 pre-set technique slots (PROM memory)
- automatic line voltage compensation
- including: Laser Pointer, Timer, Remote Control, Metal Carrying Case.
- optional: Dual Laser



PXP-60HF

Portable X-Ray

Product Code: MEX60
Category: X-Ray
Delivery time: 4 Weeks

Powerful portable X-ray

- 100 kV / 60 mA / 3.4 kW / 70 kHz
- light weight and compact size: 14.6 Kg
- constant X-ray output without influence of line power fluctuation
- equipped with new remote control functions
- flat touch panel, digital display, LED display reverse
- 8 pre-set technique slots (PROM memory)
- automatic line voltage compensation
- including: Laser Pointer, Timer, Remote Control, Metal Carrying Case.
- optional: Dual Laser



PXP-100HF

Portable X-Ray

Product Code: MEX100
Category: X-Ray
Delivery time: 4 Weeks

Most Powerful & Innovative Portable X-ray

- 110 kV / 100 mA / 5.0 kW / 75 kHz
- light weight and compact size: 19.6 Kg
- ideal x-ray unit for human use, large structures and animals
- strong output and delicate design
- excellent high frequency and precise feedback control
- patented remote control program by hand switch
- user friendly function
- strong body against external shock and contamination
- 40 PROM memories
- flat touch panel display
- including: AutoTimer, Remote Control, Metal Carrying Case.
- optional: Dual Laser



Medical Equipment

Other available Pressure Regulators



for emergency cases and bags



for emergency cases and bags



for emergency cases and bags



for emergency cases and bags



for emergency cases and bags



for emergency cases and bags



2 Many other regulators and spare parts are also available. Please contact us for your specific items.

Medical Equipment

AEROTube

Laryngoscope Set

Product Code: HULK01
Category: Respiration
Delivery time: 4 Weeks

Disposable Cold-Light-Laryngoscopes with blades according to MacIntosh | Miller

- single patient use, hygienic und safe
- optimated and proved blade form according to miller (sz. 0, 1, 2, 3) and MacIntosh (sz. 2, 3, 4)
- preferred Cold-Light-Technology
- blades and Battery handle from high quality polycarbonate
- blades compatible with green system handles
- according to DIN EN ISO 7376
- smooth blades with a ball bearing ‘click’ mechanism
- acrylic rod with high optical transmission properties
- usable with two 1,5 Volt Alkaline C-cells (C) or two 1,2 Volt Nickel-Metal-Hydride rechargeable batteries
- complete set with Storage box, Battery handle, 3 Miller blades (sz. 0-2), and 3 MacIntosh blades (sz. 2-4)



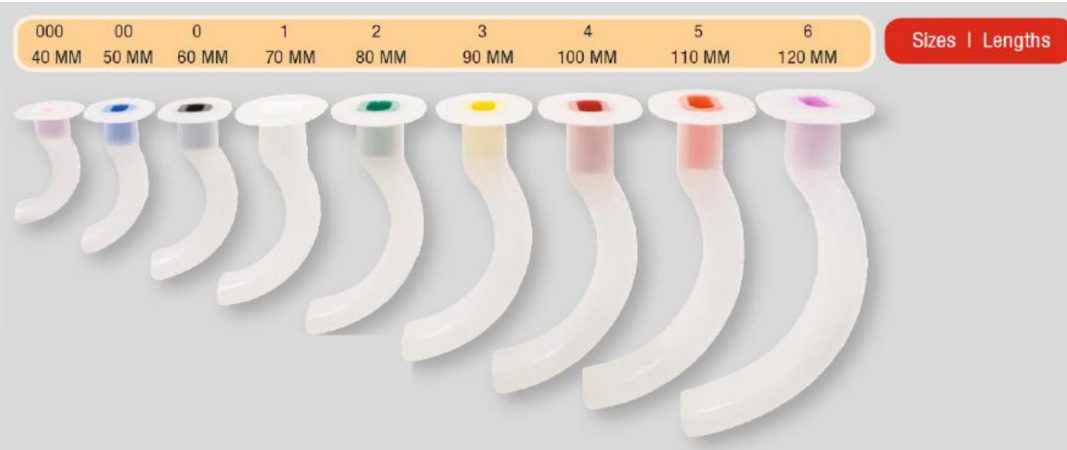
AEROTube

Guedel Airways

Product Code: HUGA6
Category: Respiration
Delivery time: 4 Weeks

Oropharyngeal Airways

- guedel Airways (Single use, Disposable)
- material: Polypropylene (PP)
- low friction surface
- form according to Guedel
- semitransparent tubes
- 9 sizes available: 000-00-0-1-2-3-4-5-6
- optional: Storage Box



Medical Equipment

18 Dental ChairUnits

Superior

Dental Chair Unit

Product Code: RISUP
Category: Dental
Delivery time: 8 Weeks

Complete Dental Chair Unit

Patient's Chair


- electric chair with 24V motor driven
- armrest left or right
- 3 programmable positions
- foot control and auto return function
- rinsing position
- seat tilting synchronized with inclination of backrest
- seamless upholstery, colour is arbitrary

Doctor's Element

- 3 tubing's with 4 holes
- 3-way syringe
- x-ray film viewer
- dentist's touch pad control
- dentist's tray table
- 2 Models are available: hanging hose / swinging hose

Assistant's Unit

- assistant's touch pad control
- 3-way syringe
- porcelain cuspidor bowl
- operating light
- clean water with bottle system
- foot controller
- 1 Stool



Medical Equipment

19 Endoscopy & Surgery

Many different Equipments & Tools

Product Code: TK7542500

CCDHD-Camera system for Endoscopy



Product Code: TK7700269

Flexible naso-pharyngoscope



Product Code: TK443000

ENT diagnostic set



ChargingStation MedCharge®3000

is the charging station for the metal handles EUROLIGHT®, COMBILIGHT®- and the laryngoscope line in small (AA) and medium (C) design, with the exception of the Economy and plug charging handles.



Medical Equipment



Enquire For Price

Model Touch Apogee3500

Features

- High-precision digital imaging technology
- THI, real-time compound imaging, trapezoidal imaging, extended sector imaging
- Color Doppler Flow Imaging (CDFI), spectrum Doppler
- Versatile measurement and clinical diagnostic calculation function
- Available super broadband, high density probe group, like phased array, 4D

Workstation built-in

- PACS systems and DICOM 3.0 connection
- Accurate beam forming, signal processing, digital image procurement and processing ensure images with clear-cut edge and no distortion

Probe super-broadband with over 70% relative bandwidth

- Convex, Micro-Convex, Linear, Vaginal, Rectal and Phased Array probes

Clinical diagnoses abdomen (liver, kidney, gall-bladder, pancreas)

- Gynecology (uterus, ovary)
- Obstetrics (early pregnancy, basic OB, complete OB, multi gestation, fetal echo)
- Cardiology (adult and pediatric cardiology)
- Small parts (thyroid, galactophore, testicles, neonate)
- Prostate
- Peripheral vascular
- Different frequency ranges available for each probe on different clinical requirements



Enquire For Price

SS-1000 Color Doppler System

(ultrasound, ultrasoni, color doppler, scanner, 3D, 4D)

Class: Ultrasound Color Doppler

- Clinical Application: Clinical, ambulance, outdoor emergency etc
- Imaging Mode: B, BB, M, CD, PWD, CWD, DirPwr, Pwr
- Triplex Display: Real-time triplex display B/ Color Doppler/ Pulsed Spectral Doppler (Three TGC scan be adjusted respectively)
- THI (Tissue Harmonic Imaging) technology: Suppress speckle noise, brighten image and improve the image quality
- One-key Optimization: One key for eight-parameter adjustment, easy image optimization.
- Powerful Measurement Software: Versatile clinic-oriented measuring software package
- Image Management: Versatile image format/ large capacity cine loop storage/ preview/ edit-Port: USB 2.0, RS-232, DICOM 3.0, Video



Kshs.435,000.00

600B-3

- 12.1 TFT color LCD (1024*768)
- THI tissue harmonic imaging
- Automatic report generation (Normal/OB)
- Probe automatic identification (2 probe connectors)
- Scanning angle adjustment (Convex)
- pseudo color : 3 difference

Medical Equipment



Kshs.375,000.00

NT3A Patient Monitor (Made in USA)

- 10.4" High Resolution Color TFT LCD
- 1-8 Channel Waveform Display
- 7 Leads ECG Waveform Display; ST Segment Analysis
- Defibrillation and ESUP Protection
- OxyCRG diagram
- Venous Punch
- Applicable for adult, pediatric, and neonatal patients
- Standard Configuration: ECG, NIBP, RESP, TEMP, SpO2
- Options: Thermal Recorder, CO2, IBP, Central Monitoring System



Kshs.170,000.00

NT2C-Solaris Newtech (Vital Signs Monitor)

- Bright, Easy-to-Read Large LED Display
- Durable, Compact and Lightweight
- Long-life Internal Rechargeable Battery for Uninterrupted Monitoring
- Bright, Easy-to-Read Large LED Display
- Durable, Compact and Lightweight
- Long-life Internal Rechargeable Battery for Uninterrupted Monitoring
- Audible/Visual Three Level Alarms with Alarm Volume Control
- 72-hour Data Memory Allowing On-screen data replay
- Suitable for Adult, Pediatric and Neonate
- Optional Internal Thermal Recorder



Kshs.150,000.00

NT2A Portable Pulse Oximeter

- Bright, Easy-to-Read Large LED Display
- Durable, Compact and Lightweight
- Long-life Internal Rechargeable Battery for Uninterrupted Monitoring
- 72-hour Data Memory Allowing On-screen Viewing of SpO2 and
- Pulse Rate Trends
- Suitable for Adult, Pediatric and Neonate



Kshs.85,000.00

Hand held Pulse Oximeter

- Patient Range-Adult, pediatric, neonatal patients
- SpO2 Measurement range: 70~100% Accuracy: $\pm 1\%$ (86%~100%), $\pm 2\%$ (70%~85%) Resolution: 1%
- Pulse Rate - Measurement range: 30~250 bpm, Accuracy: ± 1 bpm Resolution: 1 bpm
- Display Mode - High Brightness Color LED, Display Area: 57(W) x 40(H) mm
- Function-Audible and visual alarm, Battery low power and silence alarm
- AUTO power off after 2min no signal input



Kshs.55,000.00

Hand held Pulse Oximeter

- Digital technology
- Alarm with freely set limit
- Portable
- Seat type charge
- power safe function
- Built in memory Card for data
- LED screen (visibility)

Medical Equipment



Kshs.10,000.00
5 YearsWarranty

- Pocket Foetal Doppler**
Features:
- You may be able to hear your baby from aearly as 10 weeks.
 - Protective Fetal Doppler carrying case
 - Safeand easyto use
 - Suitablefor home and clinical use
 - 2 x 1.5V(AA) batteries included
 - Small Ultrasound gel included
 - CE0470 mark



Kshs.7,500.00
3 YearsWarranty

- Medel Display Top Blood Pressure**
- Fully automatic FuzzyLogic Technology
 - Averageof the last three readings
 - Large LDC display
 - 90 reading memory
 - Irregular heartbeat indicator
 - Convenient travel/storage case



Kshs.5,500.00
2 YearsWarranty

- Medel Display Blood Pressure**
- New T3 function, it simply and automatically displays the averageof the last 3 readings.
 - Backlit large easy-to-read LCDdisplay.
 - Tested in accordance to the ESH (EuropeanSociety of Hypertension) protocol.
 - Fully automatic, reliable and comfortable measuring system.
 - Measuresystolic pressure,diastolic pressure and pulse rate.
 - Silent pump.
 - 60 readingsmemory including time and date.
 - Irregular heartbeat indicator (IHB).
 - Equippedwith a standard adult cuff (22-30 cm).
 - Sturdy casefor travelling and transport.



Kshs.3,000.00

- Mercurial Blood PressureMachine (CAMI ITALY)**
- The CAMI BPmachines are accurate, highly recommended for the entire medicalfraternity.
 - The time tested CAMI qualify combined with a stylish designis your safe and reliable partner for meauring blood pressure



Kshs.50,000.00

pocket foetal Doppler
Kshs.32,000.00

- FetalDoppler /Fetal Heart Monitor**
- Compact design,portable and simple operation
 - Fetal heart rate values , bar graph and heartbeat waveform color screendisplay
 - Alarming in red when the fetal heart rate rangeis out of the normal range
 - Battery low indicator
 - Built-in speaker
 - Output for headphone
 - The probe can be changeable
 - High sensitivedoppler probe
 - Low power consumption
 - Auto poweroff within 1 min
 - Color TFT display control unit, efficient signal memory and read
 - Work with 2AA alkaline battery no lessthan 8 hours

Medical Equipment



Kshs.1,500,000.00

- Anaesthesia Machine Aeon 7200A**
Features
- High speeddigital servo-controlled, volume constant system
 - Monitor manifold parameters,suitablefor adult & paediatric
 - Compliance and leakagecompensation system
 - TFT screen display
 - Selftesting, troubleshooting and warning system
 - High quality vaporizers: Low, temperature and pressurecompensation
 - Low resistance, compact absorber system
 - Specialdesignedbellows joint for easyinstallation
 - Precision processing
 - High reliability and durability
- Main Unit**
- Gassupply: O2/N2O, Pressure:0.3 to 0.5 MPa
 - Flowmeter: O2/N2O four-tube flowmeter, 0 to 10 L/min
 - (With inter-lock protection devicesensuringthe oxygenconcentration > 25 %)
 - O2flush: 35 to 75 L/min
 - O2deficiency: Audible alarm for at least 7 secondswhen O2supply down



Kshs.1,200,000.00

- Anaesthesia Machine Aeon 7200**
Features:
- Suitablefor adult and pediatric
 - 4-tubes flowmeter
 - 7" color LCDscreen
 - Waveforms displayed: P-T,F-T
 - Double vaporizersstation
 - Integrated CO2circle absorber
 - Fast-release APL valve
 - AGSSoptional
- Main Unit**
- Gassupply: O2/N2O, Pressure:0.3 to 0.5 MPa
 - Flowmeter: O2/N2O four-tube flowmeter, 0 to 10 L/min
 - (With inter-lock protection devicesensuringthe oxygenconcentration > 25 %)
 - O2flush: 35 to 75 L/min
 - O2deficiency: Audible alarm for at least 7 secondswhen O2supply down



Kshs.990,000.00

- Anaesthesia Machine Aeon 7400**
Features:
- Volume control and manual mode
 - Foradult and paediatric
 - LEDdisplay
 - Alloy frame are featured by its light weight, high precision
 - High quality vaporizer
 - Low resistance, compact absorber system
 - Specialdesignedbellows joint for easyinstallation
 - Gasflow control systemwith inter-lock device
 - High reliability and durability
- Main Unit**
- Gassupply: O2/N2O, Pressure:0.3 to 3.0 mpa
 - Flow meter : O2/N2O four tube flow meter (Flowinter-lock protection device to ensure oxygen concetration above 25%above)
 - Oxygenflush: 35L/min - 75L/min
 - Oxygen deficiency: audible alarm given for at least 7secswhen O2 supply drops below 0.15Mpa

Medical Equipment



Adult Kshs.9,500.00
Peaditric Kshs.9,000.00

Silicon Ambu Bag

- Ambu-Bag is semi-transparent and comes with a pressure limitation valve (except adult version).
- Ambu-Bag features a textured surface and comes with a unique support strap (except neonate version) which facilitates a steady grip and uniform tidal volumes.



Kshs.350,000.00

Diathermy Machine

MODE	MAXIMUM POWER	LOAD
Pure Cut	300w	300 audio
Blend 1	250w	300 audio
Point Coag	120w	300 audio
Bipolar	50w	100 audio



Kshs.450,000.00

DEFIBRILLATOR

Key Features :

- Compact 4-in-one integrated design: monitoring, Manual Defib, AED and pacer
- Large and vivid display with 3 waveforms assure easy ECG and SPO2 viewing
- Defibrillation , Synchronized cardioversion and AED with Biphasic technology
- Up to 360J escalating dose energy to maximize defibrillation success
- Powerful power capacity with battery to support continuous long time monitoring and shocks during transport without external power supply
- Compact, light weighted design especially for both hospital and clinics application



LARYNGOSCOPE



Macintosh



Miller

Sets with 3 Blades Kshs.15,000.00
sets with 4 Blades Kshs.22,000.00

Oxygen Delivery accessories

- oxygen accessories compatible with BOC cylinders
- oxygen set incl. flowmeter, regulator, humidifier bottle
- oxygen wall outlet socket
- vacuum regulator 0-1000 mbar, 150cc
- oxygen mask with rebreathing bag
- oxygen mask with tubing
- oxygen RTM flowmeter
- oxygen BSMk4 probe
- humidifier bottle



Medical Equipment



Kshs.780,000.00

Bn—100(Luxurious) infant radiant warmer

Main functions:

- Microprocessor based servo controlled temperature system.
- The microprocessor-controlled unit allows for three settings: pre-warm, manual or automatic.
- Alarm functions for safety includes: Power failure, temperature deviation, Temperature sensor failure , over temperature.
- APGAR timer to record therapy time
- Convenient X-ray cassette under infant bed
- Heater head can be adjusted + 90° horizontally
- Tilt angle of infant bed is adjustable
- Halogen Observe light angle is adjustable
- Transparent protector folded
- Alarms are audible and visual
- A second thermal cut-out function for more safety
- Skin temperature sensor failure protect function avoid over temperature
- Temperature deviation can be amended in front panel directly
- Low pressure aspirator, oxygen supply system and LED phototherapy unit
- Electric height adjusted suit for operation



Kshs.400,000.00

Bn—100(Medium) infant radiant warmer

Main functions:

- Microprocessor based servo controlled temperature system.
- The microprocessor-controlled unit allows for three settings: pre-warm, manual or automatic.
- Alarm functions for safety includes: Power failure, temperature deviation, Temperature sensor failure , over temperature.
- APGAR timer to record therapy time
- Convenient X-ray cassette under infant bed
- Heater head can be adjusted + 90° horizontally
- Tilt angle of infant bed is adjustable
- Halogen Observe light angle is adjustable
- Transparent protector folded
- Alarms are audible and visual
- A second thermal cut-out function for more safety
- Skin temperature sensor failure protect function avoid over temperature
- LED photo therapy unit



Kshs.400,000.00

BB-100 infant Incubator (Top grade)

Main functions:

- Microprocessor based servo controlled temperature system
- Temperature displayed by LED
- Alarm functions : Power failure; over temperature; temperature deviation; temperature sensor failure; fan failure; - >37°C temperature setting
- A keypad lock helps prevent inadvertent changes the setting
- Temperature deviation and over temperature could be amended in front panel directly
- The infant bed inclination angle is adjustable
- Humidity is adjustable continuously
- Integral timer to record therapy time

Medical Equipment



Bed Pans



Dressing Jars



Lotion Bowls
-Extra Large
-Large
-Medium
-Small



Dressing Drum
-15 x 9 inches
-11 x 9 inches
-10 x 10 inches
-9 x 9 inches
-6 x 7 inches
-6 x 6 inches



Gallipots
-360ml
-180ml
-120ml



Kidney Dishes
-12 inches
-10 inches
-8 inches
-6 inches



Urinals
-Male & Female



Plastic Bed Pan



Cessarian Set

Manatomy



Stitching kits



General Surgical instrument kit



Laparotomy



Evacuation Set



Vasectomy



Dressing pack

Medical Equipment



Walking Framewith
Wheels
Kshs. 5,500.00



Crutches
Kshs. 2,000.00



Walking Frame
- Adjustable Height. Light weight
- Foldable
Kshs. 5,500.00



Axillary (Shoulder)
Crutches
Kshs. 2,000.00

Adjustable Elbow
Crutches
Kshs. 1,800.00



Wheel Chair (Kshs.11,000.00)
- Folding Wheel Chair
- Non- pneumatic wheels
- Foldable for ease of transportation



Electric wheel chair
Kshs. 140,000.00



Wheeling Commode Chair
Kshs. 15,000.00
Stationery Commode Chair
Kshs. 12,000.00

Medical Equipment



Kshs. 400,000.00

- Dental Chair**
Standard Features:
- Electrical dental chair 1 set
 - Dental stool 1 set
 - Dental operation light 1 set
 - 3-waysyringe(hot & cold water) 2 sets
 - High suction 1 set
 - Saliva ejector 1 set
 - Automatic Cup Filler 1 set
 - Swivel GlassCuspidor 1 set
 - Clean Water System 1 set
- Option:**
- Ultrasonic Scaler
 - LEDCuring Light
 - High SpeedHandpieces (NSK or Chinese Made)
 - Low Speed Handpieces (NSK or Chinese Made)
 - Air compressor
- Technical Data:**
- Power Voltage: ~220V 50Hz
 - Air Pressure:0.55~0.8MPa
 - Water Pressure0.2-0.4MPa
 - Dimensions: 1510X1004X1375mm
 - Grossweight: 280kg



Callfor inquiry

- Dental Autoclave: Tinhero 12**
- European ClassBstandard with 3-times per-vacuum preceding vacuum drying.
 - It sterilizes and sanitizes miscellaneous packed or unpacked medical instruments, whether solid or A-type hollow, whether with multi-apertures or inset piper.
 - It is installed with Bowic&Dick which measures thepenetration of water steam .
 - Residualhumidity is <0.2%vacuum measure-ment reaches-0.70bar.



Dental X-ray



Compressor



Hand Pieces



Scaler

Medical Equipment



Kshs. 120,000.00

- AirSep VisionAire V 5L O2 Concentrator**
- The lightweight unit, with its circ360 wheels,allows it to glide easilyover carpets and area rugsto moveeffortlesslyfrom room to room with the patient.
 - Compact size(36cmx29cmx53cm) and small housing space.
 - Ensuringthe "Sound of Silence".The noise-free unit (40dBA) allows even the most sound -sensitivepatient or loved one to sleepcomfortably without interruption.
 - Power-efficientwith very low power consumption (290W) Contemporary styling to complement anypatient's home interior.



Kshs. 240,000.00

- Oxygen Concentrators-INTENSITY 10LITRES**
- New intensity Concentrator
 - Allowsa singleunit to meet the high flow
 - Requirements of a 8 lpm patient or the needs of two patientsin combination of flowsup to 8 lpm.
 - Excellentfor use in home, extended care facility, hospital, or physician'swaiting room



Kshs. 180,000.00
Made in USA

- Oxygen Concentrators (SINGLEFLOW AIR-SEP)**
- Standard**
- single Flow meter hasa capacity to deliver 5 litres per minute
 - It produces medical oxygen up to 93%+/- 3
 - Bestfor home useor hospital
 - Operating power 230V 50/60Hz+



- Dimensions:** 5.8 in. high, 9.7 in. wide, 7.2 in. deep (14.7 cm high, 24.6 cm wide, 18.3 cm deep)
Weight: 3.8lb (1.7 kg)
Temperature range: Operational temperature: 40°F to 104°F (5°C to 40°C.)
(Operating unit outside of this range can affect performance.)
Storage temperature: 30°F to 140°F (-1°C to 60°C)
Flowmeter Accuracy: ± 5% of full scale
Maximum Inlet Pressure: 50 psig (3.5 bar)
- Oxygen Splitt**
Kshs. 140,000.00

Medical Equipment



Nasal Prongs for Oxygen delivery



Needles



Orange sticks



Sanitary pads



Oxygen mask



Safety boxes



Urine Bags graduated with outlets and inlets



Skin Grafting Blades



Autoclave tape



Blood giving set



Chesttube




Cord Clamps



Scaip vein



Syringes



Suction tubes



sofratule



FaceMasks



Folley Catheter



E.C.G Electrodes



Spinal Needles



Surgicell



Surgical Blades



Surgical Gauzeplain




Surgical gloves



Endotracheal tube



I.V giving set



I.D Bands



I.V cannula/ Branula



Laryngoscope bulbs

Medical Equipment

Medical Equipment

Intermittent Compression Pumps and Garments

- Intermittent Compression Pump**
For the reduction and management of oedematous extremities, adjustable pressure, for in-home use, increased venous and lymphatic flow wound healing, lightweight, portable pump with pressure gauge regulator dial, low pressure alert, on/off switch.
Flowtron Plus/Hydroven
(A) 028902 Each



(A)

Garments for use with Intermittent Compression Pump (028902)
Flowtron/Hydroven

- Half-Leg Compression Garment**
Length 22" (53 cm), foot 12¼" (31 cm)
(B) 028903 Each

Half-Leg Compression Garment Insert Pieces
Graduated segmental compression garment insert piece for half-leg, 50 cm.
048476 Each

- Full-Leg Compression Garments**
Medium length 33" (84 cm), foot 12¼" (31 cm)
028904 Each

Large length 36" (92 cm), foot 13" (33 cm)
028912 Each

Full-Leg Compression Garment Insert Pieces
Graduated segmental compression garments insert piece for full-leg, 92 cm
048477 Each

- Half-Arm Compression Garment**
Length 20" (51 cm), wrist 16½" (42 cm), shoulder 19¾" (50 cm).
028906 Each

- Full Arm Compression Garment**
Length 30¼" (77 cm), wrist 16½" (42 cm), shoulder 22¾" (58 cm).
(C) 028907 Each



(B)



(C)

Medical Equipment

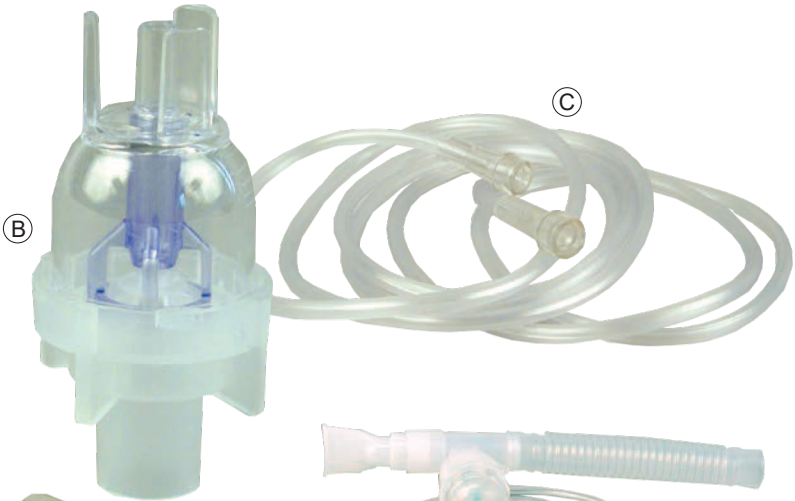
Nebulizers & Supplies

- Electric Nebulizing Compressor**
34 PSI (max pressure), CSA approved, for use with aerosol medications. Weighs less than 3 lbs.
(A) 028930 Each



(A)

Disposable Nebulizer
Medication, hand-held
(B) 028926 Each



(B)

Tubing
Latex-free, extension tubing, 7' long.
(C) 028922 Each

(C)

Face Masks
Latex-free, elongated, aerosol, individually wrapped, for use with hand nebulizer and/or 22 m ID corrugated tubing.

Pediatric
(D) 028928 Each

Adult
028929 Each



(D)

Nebulizer Kit
Latex-free, includes: mouthpiece, tubing and Nebulizer.
(E) 028964 Each



(E)

Open-Vent System Nebulizer
6 month, aerosol output increases with aspiratory flow, output rate is controlled by the patient's breathing by means of a valve system during continuous mobilization. *PariLCPlus*
(F) 044882 Each



(F)

Respiratory Therapy Supplies

- Silent Air Compressor**
Means of delivering medication in a mist, provides moisture. 10 - 50 PSI, 120 volts, CSA approved.
028934 Each



(G)

Cold Air Nebulizer
Disposable
(G) 028924 Each

Trach Mask
Adult, aerosol, connector swivel 360 degrees
(H) 042261 Each



(H)

Corrugated Tubing
22 mm, 100 feet, 6" intervals
042262 Case

Medical Equipment



Plaster Saw – Engel
SKU : 36419



Tungsten Carbide (TC) Wire Cutter
SKU : 36602 to 36603
Size : 7" & 9"



Tungsten Carbide (TC) Wire Twister
SKU : 36600 & 36601
Size : 6" & 8"



Bohler Plaster Shears
SKU : 36422



Percy Amputation Retractor/Shield
SKU : 36535



4mm Cannulated Cancellous Screw Instruments Set
SKU : 35910



7mm Cannulated Cancellous Screw Instruments Set
SKU : 35911



ACL/PCL Reconstruction Instrument Set
SKU : 36147



Bipolar, Austin Moore and Thompson prosthesis Instrument set
SKU : 36052



Cannulated Cancellous Screw Set
SKU : 35895



DHS/DCS Instrument Set
SKU : 35575




Large Fragment Instrument Set
SKU : 35440

Medical Equipment



Small Fragment Instrument Set
SKU : 35489



Titanium Elastic Nail Instrument Set
SKU : 35668



Spine Pedicle Screw Fixation Instrument Set
SKU : 35991




Large Fragment Instrument Set
(Premium Quality)
SKU : 36477



Small Fragment Instrument Set
(Premium Quality)
SKU : 36476



Broken Screw Removal Instrument Set
(Premium Quality)
SKU : 36475



Nail Removal Set
(Premium Quality)
SKU : 36467



Oscillating Saw
For Joint Operation
SKU : 36479
Output Power: 80W
Oscillation Frequency: 18000/min



Quick Coupling
Cannulated Drill
For Trauma Operation
SKU : 36478
Output Power: 80W
Diameter of Drill Bit: Ø 0.8 ~ 8 mm
Speed: 0 ~ 800 rpm

Medical Equipment



Periosteal Elevator (Straight)
SKU : 36394 to 36399
Size : 6 mm, 8 mm, 10 mm, 12 mm, 14 mm & 16 mm



Plate Bender Large (Pair)
SKU : 35418



Plate Bender Small (Pair)
SKU : 35467



Cannulated Reamer (T-Type)
SKU : 36182 to 36188
Size : Dia 8 mm, 9 mm, 10 mm, 11 mm, 12 mm, 13 mm & 14 mm



Monobloc Flexible Reamers
SKU : 36501 to 36508
Size : 6 mm, 7 mm, 8 mm, 9 mm, 10 mm, 11 mm, 12 mm & 13 mm



SKU	Type
36372	6mm Wide, Short Narrow Point, Length 160mm
36373	8mm Wide, Short Narrow Point, Length 160mm
36374	15mm Wide, Length 160mm
36375	8mm Wide, Short Narrow Tip, Length 240mm
36376	18mm Wide, Short Narrow Tip, Length 240mm
36377	18mm Wide, Long Narrow Tip, Length 240mm
36378	22mm Wide, With Wide Tip, Length 240mm
36379	24mm Wide, With Long Wide Tip, Length 240mm
36380	43mm Wide, Narrow Tip, Length 240mm
36381	70mm Wide, Narrow Tip, Length 240mm



Cannulated Hexagonal Screwdriver
SKU : 36520 & 36521
Size : 2.5 mm & 3.5 mm Tip



Hexagonal Screwdriver
SKU : 36458 to 36460
Size : 3.5 mm, 2.5 mm & 1.5 mm Tip



Sterilization Tubes for Wires, Nails, Pins & Drill Bits
SKU : 36446 & 36450
Size : 150 mm, 225 mm, 300 mm, 400 mm & 500 mm



Amputation Saw
SKU : 36354



Bone Curette Double Ended
SKU : 36355

Medical Equipment



Gigli Saw Wire with Handle
SKU : 36432



Gigli Saw Wire with Handle
SKU : 36432



Gigli Saw Wire with Handle
SKU : 36432



Henning Orthopedic Plaster Cast Spreaders
SKU : 36421



Bone Awl Curved Diamond Pointed
SKU : 36461



Jumbo Cutter
SKU : 36457



K. Wire Bender
SKU : 35948



TC Wire Cutter Cum Plier
SKU : 35958



Wire Cutter Cum Plier
SKU : 35957



Wire Passer
SKU : 35949



Wire Tightening Plier
SKU : 35942



Wire Twisting Forceps
SKU : 36462

Medical Equipment



Bone Cutter (Single Action) - Straight 6"
SKU : 36470



Bone Cutter (Double Action) - Straight
SKU : 36280 to 36282
Size : 190 mm, 225 mm & 270 mm



Bone Nibbler (Double Action) - Straight
(Deluxe Quality)
SKU : 35300



Bone Nibbler (Double Action) - Straight
SKU : 36287 to 36289
Size : 190 mm, 225 mm & 270 mm



Bone Nibbler (Double Action) - Curved
SKU : 36290 to 36292
Size : 190 mm, 225 mm & 270 mm



Bone Nibbler (Single Action) Straight - 6"
SKU : 36480



T-Handle with Chuck & Key
SKU : 35950



SS Bone Hammer with Fiber Handle
SKU : 36358 to 36361
Size : 400 gm, 500 gm, 600 gm & 800 gm



Lowman Bone Clamp
36262 : Mini for Fingers
36263 : Extra Small for Forearms
36264 : Small for Humurus
36265 : Medium for Tibia
36266 : Large For Femur



Patella Bone Holding Forceps
SKU : 36254 & 36255
Type : Three Prong & Four Prong



Reduction Forceps Serrated, Speed Lock
SKU : 36235 to 36239
Size : 140 mm, 170 mm, 200 mm, 240 mm & 280 mm



Lane's Bone Holding Forceps With Ratchet
SKU : 36248 to 36250
Size : 200 mm, 250 mm & 300 mm


Medical Equipment



Fibula Bone Holding Forceps
SKU : 36276 & 36277
Type: Straight & Curved



Malleolar Forceps with 2 Points which meet at 15° angle 210mm
SKU : 36261



Femur Condyle Clamp (Regular)
SKU : 36550



Femur Condyle Clamp (Round Type)
SKU : 36551



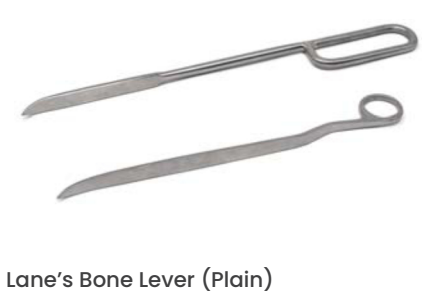
Pelvic Reduction Forceps with Pointed Ball Tips (Speed Lock) 400mm
SKU : 36269



Pelvic Reduction Forceps Uneven with Pointed Ball Tips (Speed Lock) 400mm
SKU : 36274



Pelvic Reduction Forceps with Three Pointed Ball Tips (Speed Lock) 400mm
SKU : 36275



Lane's Bone Lever (Plain)
SKU : 36505 & 36506
Size : 8" & 12"



Lane's Bone Lever (Serrated)
SKU : 36509



Chisel (Curved)
SKU : 36495 to 36500
Size : 5 mm, 10 mm, 15 mm, 20 mm, 25 mm & 30 mm



Chisel (Straight)
SKU : 36299 to 36304
Size : 5 mm, 10 mm, 15 mm, 20 mm, 25 mm & 30 mm



Periosteal Elevator (Curved)
SKU : 36400 to 36405
Size : 6 mm, 8 mm, 10 mm, 12 mm, 14 mm & 16 mm

Medical Equipment

Artificial Resuscitator (Silicone) Adult

100% latex free. Non rebreathing valve with pressure release. 360° Swivelling patient connector. 2 mtr. Oxygen Tube.



SKU	COLOR
40000	Green
40100	Blue
40103	White

- » Capacity: 1600 ml
- » Oxygen Reservoir Bag 2600 ml
- » With translucent face mask size: 4 or 5.

Artificial Resuscitator (Silicone) Child



SKU	COLOR
40001	Green
40101	Blue
40104	White

- » Capacity: 500 ml
- » Oxygen Reservoir Bag 2600 ml
- » With translucent face mask size: 1.

Artificial Resuscitator (Silicone) Infant



SKU	COLOR
40002	Green
40102	Blue
40105	White

- » Capacity: 240 ml
- » Oxygen Reservoir Bag 600 ml
- » With translucent round face mask size: 0.

Medical Equipment

Black Rubber Resuscitator

Double Layer Autoclavable Bellow Black Rubber Super Face Mask

SKU - 40441
Adult



SKU - 40440
Child



Non-Autoclavable

Black Rubber Resuscitator

SKU - 40156
Adult



SKU - 40155
Child



Face Masks (Silicone) Autoclavable

Size 00 (SKU: 40003)

Size 0 (SKU: 40004)

Size 1 (SKU: 40005)

Size 2 (SKU: 40006)


Size 3 (SKU: 40007)

Size 4 (SKU: 40008)

Size 5 (SKU: 40009)

Medical Equipment

Black Rubber Face Mask



SKU	Size	SKU	Size
40158	00	40162	3
40159	0	40163	4
40160	1	40164	5
40161	2		

Antistatic Face Mask



SKU	Size	SKU	Size
40220	0	40224	4
40221	1	40225	5
40222	2	40226	6
40223	3		

Face Mask Transparent Aircushion with Valve

- » Face Masks with low pressure and gas tight seal.
- » Excellent grip
- » Complete Air tightness

SKU	SIZE
40131	Neonatal, Size 0
40132	Infant, Size 1
40133	Paediatric, Size 2
40134	Adult Small, Size 3
40135	Adult Medium, Size 4
40136	Adult Large, Size 5
40137	Adult X-Large, Size 6



Nebulizer Face Mask Kit



SKU	Type
40062	Adult
40063	Child

Oxygen Face Mask Kit



SKU	Type
40060	Adults, Tube Length 200 cm.
40061	Child, Tube Length 210 cm.

Medical Equipment



40125 - Pocket CPR Mask



CPR Mask Mouth to Mouth



High Mask NRBM



40255 - Venturi Mask with 6 Diluters



40257 - Venturi Mask with 6 Diluters (Child)



Venturi Mask with Single Diluter



40262 - Tracheostomy Mask (Adult)



Oxygen Nasal Cannula (2mtr.)



40269 - C-PAP Cannula (R cannula)



40273 - Nebulizer T Piece (Adult)

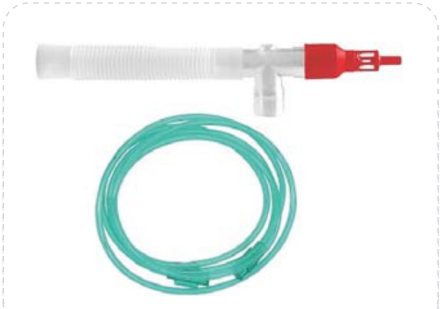


40276 - Oxygen Recovery Kit without Tube Standard



40277 - Oxygen Recovery Kit with Tube Standard

Medical Equipment



40279 – Oxygen Recovery Kit with 40% Diluter & Tube Standard



40280 – Oxygen Recovery Kit with 60% Diluter & Tube Standard



40120 – Emergency Mouth Opener



40110 – Mask Head Harness



NIV Nasal Mask



NIV Mask (Non Vented)



CPAP Nasal Face Mask



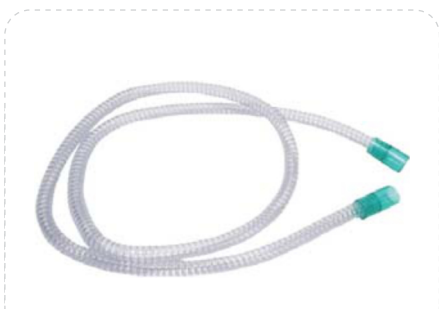
CPAP Full Face Mask



40437 – Full Face Mask-Total Mask (Adult)



40435 – CPAP Mask Tubing (Adult)



40436 – Smooth Bore Circuit (Adult)



40438 – Head Strap for CPAP Mask

Medical Equipment

Bain Circuit (Adult & Child)



- » Bain Circuit's structure includes a corrugated tube that is fitted with an expiratory valve, which leads to a tube and then a reservoir bag.
- » We lay emphasis on quality and ensure that the product meets all the applicable standards.

SKU	Type
40050	Adult
40051	Child

40217 – Pediatric Jackson Rees System



- » Pediatric Jackson Rees System is used to provide oxygen from Anesthesia Machine to patient. When the patient is not in condition of breathing properly.
- » Rendell Baker Mask 0 and 1 No.
- » Rebreathing Bag 500 ml (0.5 Ltr.) with Bag Bleed Valve
- » Expiratory Corrugated Tube 6 inch (15 cm)
- » PVC Green Tube 200 cm (2 mtr) for fresh oxygen



40283 – High Flow Heated Breathing Circuit with Humidifier Chamber (Adult)



40285 – Mapleson F System Bain Circuit (Child)



Anesthesia Breathing Circuit



40291 – Bain Circuit Adult with APL Valve



40293 – Coaxial Respiratory Circuit



40295 – Magill Circuit for Anesthesia Machine

Medical Equipment



- 15000 – Sphygmomanometer Mercury**
- » Portable model made of Aluminium pressure die cast body
 - » Epoxy powder coating texture paint
 - » Clear-cut scale of 0-300 mmHG with a reading accuracy of 1 mmHG
 - » Superior quality cuff with extra wide Velcro fasteners
 - » First grade quality virgin material used.
 - » Purity of mercury 99.99 percent.
 - » 0 to 300 mm of Hg scale with elegant finish, fine numbering and durable background contrast paint for clear visibility.



Sphygmomanometer, Aneroid Type

- » Sphygmomanometer, Aneroid Type
- » With dial reading upto 300mm/hg.
- » Complete inflation system
- » Supplied in a pouch

SKU	Colour
15001	Green
15004	Black



15002 – Digital Sphygmomanometer, Mercury Free

- » Pressure range : 0-300mmHg
- » Accuracy : +- 3mmHg
- » Cuff Scope : 22-23cm
- » LCD instead of mercury
- » No pollution, measurement accuracy
- » Suitable for Hospital, Clinic & Home



15005 – Blood Pressure Monitor, Mercury (Stand Model)

- » Wide base provided for perfect erection
- » Height of the instrument well suitable for normal bed height
- » Superior quality cuff with extra wide Velcro fasteners
- » Extra coiled rubber tubing for additional distance coverage (Optional)
- » Best Quality Caster wheels for easy and free movement
- » Stand made from CRC sheet is chemically treated and powder coated to prevent rusting
- » First grade quality virgin material used.
- » Purity of mercury 99.99 percent.



15141 – Sphygmomanometer Aneroid Table Top Model

- » Measurement Range : 0-300 mmHg
- » Inflation method : Inflation and air release by manual
- » Display : Square aneroid scale (0-300mmHg)
- » Standard cuff size
- » Cuff material : Deluxe with cotton
- » Base color : Blue
- » Self-zero function
- » Specialize : Heavy base and save lots of space

Medical Equipment



- 15003 – Digital Blood Pressure Monitor**
- » **Segment LCD Display:** The device features a clear segment LCD display, ensuring easy and accurate reading of blood pressure measurements.
 - » **Power Supply:** Operates on 4*AAA dry batteries, providing a reliable and portable power source.
 - » **Measurement Method:** Designed for upper arm measurement, ensuring accurate and consistent readings.
 - » **Pressure Range:** Measures blood pressure within a range of 0mmHg to 299mmHg, suitable for various patient needs.



15031 – Mercury Thermometer Clinical, Prismatic Dual Scale

- » Thermometer, Clinical Economy Model Oral.
- » Prismatic type Lens front.
- » Dual scale Cylindrical bulb.
- » Range: 35-42°C & 94-108°F
- » Accuracy ± 0.1°C & ± 0.2°F
- » In plastic case.



15032 – Thermometer Rectal

- » Rectal Thermometer, Prismatic.
- » Pear shaped bulb.
- » Range – 35-42°C & 95-108°F
- » In plastic case.



15035 – Basal Body Temperature Thermometer for Fertility

- » Most reliable and simple Mercury Glass Basal Thermometer
- » Pinpoint accuracy for fertility charting – lab certified.



15034 – Oval Clinical Thermometer

- » Clinical Thermometer for Armpit use
- » Test body temperature
- » Easy to read mercury thermometer
- » Temperature range: 35 to 42°C & 94-108°F
- » Accuracy: 0.1 in C scale / 0.2 in F scale



15033 – Thermometer Digital

- » Numeric display – easy to read with Beep Alert. In plastic case.
- » Mercury Free (environmental friendly)
- » Unbreakable, High Precision
- » Range: 32-42°C & 89.6-109.4°F
- » Display Resolution: 0.1°C & 0.1°F
- » Easy Replaceable Battery, Auto power off 8 minutes
- » Last measurement memory
- » Digital thermometer can be used orally, rectally & under armpit



15036 – Infrared Thermometer (Touch Free)

- » Power Source: 2 AAA Battery
- » LCD Display
- » Fast Reading,
- » Measured on Forehead,
- » No Probe Covers Needed,
- » 15 Reading Memory
- » Auto Shut OFF

Medical Equipment



- 98151 – McGill Reflex Hammer**
- » Used by medical professionals to test reflexes and muscle responses.
 - » **Stainless Steel Construction:** Durable, easy to clean, and smooth for comfortable use.
 - » **Precise Percussion:** Elicits muscle, superficial, and abdominal reflexes with minimal effort.
 - » **Multi-Functional:** Suitable for medical exams, massage therapy, and nerve diagnosis.
 - » **Lightweight & Portable:** 14.5 cm in length, easy to carry and store.
 - » **Adjustable Design:** Customizable angle (up to 180°) and adjustable arm tightness.
 - » **Ruler for Measurement:** Includes scale for accurate abdominal reflex and skin tenderness tests.



- 15339 – Wartenberg Pinwheel**
- » **High-Quality Construction:** Made of rustproof German surgical stainless steel for durability.
 - » **Rolling Fan Design:** Non-slip handle ensures ease of use during exams.
 - » **Metal Spikes:** 22 spikes create strong sensations for accurate nerve reaction testing.
 - » **Sterilizable:** Can be sterilized for hygienic clinical use.
 - » **International Size:** 7 inches long, meeting standard size requirements.
 - » **Rotating Pinwheel:** Smooth, consistent skin contact with a freely rotating design.



- 15401 – Buck Hammer**
- » **3-IN-1 Design:** Combines a needle and brush for comprehensive neurological testing.
 - » **Chrome-Plated Handle:** Durable, easy to clean, and comfortable for precise use.
 - » **Synthetic Rubber Head:** Two-sided head for both myotatic and cutaneous reflex testing.
 - » **Integrated Brush & Needle:** Concealed tools for detailed neurological exams.
 - » **Compact Size:** 7 1/2 inches, ideal for accurate percussion and reflex testing.
 - » **Latex-Free:** Safe for patients with latex allergies.



- 15041 – Babinski Hammer**
- » **Adjustable Head:** Circular head can be positioned perpendicular or parallel for versatile use.
 - » **Pointed Bottom:** Functions as a gross aesthesiometer for sensory testing.
 - » **Dimensions:** 9" shaft and 1-2/3" diameter head for balanced reflex testing.
 - » **Durable Construction:** Latex rubber head ensures durability and reliable performance.



- 15060 – Nebulizer – Piston Compressor Type**
- » Power : AC230V, 50 HZ/60Hz
 - » Medication Capacity : 5ml
 - » Sound Level : around 60 dBA
 - » Maximum Medication Capacity: 13ml
 - » Average Nebulization Rate: Min. 0.2ml/min.
 - » Compressor Pressure Range: 30 – 36 psi (210 to 250 Kpa/2.1 to 2.5 bar)
 - » Operating Pressure Range : 8-16 psi (50 to 100 Kpa/0.5 to 1.0 bar)
 - » Liter Flow Range : 6-8 lpm
 - » Standard accessories : Dependable compressor, Nebulizer, Air Tube, Angled Mouth Piece, 5 Air Filters, Connecting Tube

Medical Equipment



15063 – Blood Glucose Monitoring System



- 15070 – Trial Frame**
- » Fixed Bridge
 - » Adjustable Temple Length
 - » Made of Light weight Metal and Plastic
 - » Equipped with the capacity to hold 8 trial lenses, offering convenience and easy accessibility during the examination process.



- 16132 – Maddox Wing**
- » **Accurate Strabismus Testing:** The Maddox Wing is used to assess eye alignment and diagnose strabismus.
 - » **Adjustable Design:** Features adjustable prisms for precise measurement of eye deviations.
 - » **Portable and Easy to Use:** Compact design allows for convenient use in clinical settings and at home.



15065 – ACCU-CHEK Active Glucometer Monitor with Strips



- 15072 – Schiotz Tonometer**
- » High quality agate bearing for an extremely long service life.
 - » Precision measurement on a scale of 0 to 20 subdivisions and 0 to -1 sub-divisions.
 - » Perfect reading of the scale with red pointer
 - » Supplied with three weights (5.5 g, 7.5 g, 10 g) and a conversion table



- 16138 – LED Indirect Ophthalmoscope**
- » **Bright LED Illumination:** Provides clear, bright light for detailed retinal examinations.
 - » **Adjustable Focus:** Allows precise control over light intensity and focus for accurate assessments.
 - » **Comfortable Design:** Lightweight and ergonomic, ensuring ease of use during prolonged exams.



15066 – ACCU-CHEK Active Test Strips



- 15073 – Trial Lens Set in Wooden Box**
- » Golden Silver Metal Ring in Wooden Box.
 - » Reduced aperture lenses fitted in a nodi zed metal mounts.
 - » Consisting 225 lenses.
 - » +/- sph 32 pairs each.
 - » +/- cyl 20 pairs each.
 - » 10 Prisms, 7 Accessories.



- 16140 – Red/Green Diplopia Goggles**
- » **Diplopia Detection:** Used to assess and diagnose double vision by creating a controlled visual environment.
 - » **Red/Green Lenses:** Features red and green filters to separate visual fields for testing eye alignment.
 - » **Comfortable Fit:** Adjustable design for a secure and comfortable fit during examinations.

Medical Equipment




- 16130 – Ophthalmoscope & Otoscope Set**
- » **Dual Functionality:** Includes both ophthalmoscope for eye exams and otoscope for ear examinations in one set.
 - » **High-Quality Optics:** Provides clear, detailed views of the eye and ear for accurate diagnosis.
 - » **Durable Construction:** Built with robust materials for long-lasting, reliable performance.
 - » **Adjustable Settings:** Features adjustable light intensity for optimal visibility in varying conditions.
 - » **Portable and Convenient:** Compact and easy to carry, making it ideal for both clinical and home use.



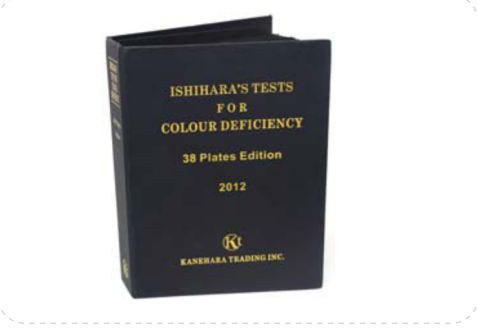
- 15055 – Otoscope**
- » **Superior Optics:** Clear visualization with three-times magnification and high-quality illumination.
 - » **Hygienic Design:** Reusable ear specula in three sizes for convenience and hygiene.
 - » **Portable:** Battery-operated, lightweight, and easy to carry for on-the-go use.
 - » **Durable Quality:** Crafted for long-lasting performance, trusted by healthcare professionals.
 - » **Deluxe Features:** Rotating lens and halogen light for enhanced clarity and minimal reflections.



- 15075 – Ophthalmoscope Set**
- » Smart, portable & convenient for mobile inspection
 - » Observed images of the fundus are sharp and upward
 - » Halogen bulb with even illumination shows the true color of ocular issues
 - » Brass handle, bright chrome plated outside, use two C batteries, One spare halogen bulb, yellow light, bulb: 2.5V, 0.6A, supplied with two non rechargeable cell



- 15077 – Ishihara's Test Book for Colour Deficiency (General Quality)**
- » **Comprehensive Test:** Includes 38 plates to accurately diagnose red-green color vision deficiencies.
 - » **High-Quality Design:** Clear and durable plates ensure reliable and long-term use.
 - » **Standardized Tool:** Trusted worldwide by medical professionals for assessing color blindness.
 - » **User-Friendly:** Easy-to-follow format for both clinicians and patients.
 - » **Portable:** Compact and lightweight, suitable for use in clinics, schools, or on the go.



- 15078 – Ishihara's Test Book for Colour Deficiency (Deluxe Quality)**
- » **Comprehensive Test:** Includes 38 plates to accurately diagnose red-green color vision deficiencies.
 - » **High-Quality Design:** Clear and durable plates ensure reliable and long-term use.
 - » **Standardized Tool:** Trusted worldwide by medical professionals for assessing color blindness.
 - » **User-Friendly:** Easy-to-follow format for both clinicians and patients.
 - » **Portable:** Compact and lightweight, suitable for use in clinics, schools, or on the go.

Medical Equipment



- 15133 – Fingertip Pulse Oximeter**
- » SpO2 ,Pulse Rate,Pleth wave form
 - » Simple Operation for fast & easy spot-checks
 - » Dual-colour OLED display (blue and yellow)
 - » Wider viewing angle,clear an d comfortable
 - » Six modes of display direction adju stable by pressing the buton shortly
 - » Four levels adjustable brightness
 - » Automatic power-off without signal with in 5seconds
 - » Display format can be saved after power off
 - » Battery status display and low battery voltage indication



- 15146 – CMS50D1 Fingertip Pulse Oximeter**
- » Measurement Range: SpO2: 0-100%, Pulse Rate: 30-250 bpm.
 - » Accuracy: SpO2: ±2% (70-100%), Pulse Rate: ±1 bpm or ±1%, whichever is greater.
 - » Display: Dual-color OLED with blue and yellow colors.
 - » Brightness Levels: Four adjustable levels for optimal display clarity.
 - » Power Supply: Standard AAA batteries, providing long battery life.
 - » Auto Power-Off: Automatically turns off after 5 seconds of no signal detection.
 - » Weight: Lightweight and portable, ideal for both clinical and home use.
 - » Dimensions: Compact design for easy portability and convenience.



- 15142 – CMS60C Handheld Finger Clip Pulse Oximeter**
- » Display Mode: 1.77" color screen.
 - » Screen Resolution: 128*160.
 - » SpO2 Measuring Range: 0%-100% (resolution is 1%).
 - » Accuracy: 70%-100%: ±2%, 0%-69%: unspecified.
 - » PR Measuring Range: 30bpm~250bpm (resolution is 1bpm).
 - » Accuracy: ±2 bpm (30 bpm ~ 99 bpm), ±2% (100 bpm ~ 250 bpm).
 - » Low Perfusion Accuracy: SpO2 and pulse rate can be shown correctly when the pulse-filling ratio is 0.4%. SpO2 error is ±4%, pulse rate error is ±2 bpm (30 bpm ~ 99 bpm), ±2% (100 bpm ~ 250 bpm).



- 15143 – CMS60D Handheld Portable Ambulance Pulse Oximetry**
- » **Compact & Portable:** Lightweight and easy to carry, ideal for emergency and mobile healthcare.
 - » **Comprehensive Display:** Shows SpO2, pulse rate, bar graph, and pulse waveform.
 - » **Adjustable & User-Friendly:** Features adjustable brightness, sound indication, and a simple operation menu.
 - » **Data Management:** Supports data storage, review, real-time transmission, and computer upload.
 - » **Alerts & Indications:** Low-voltage, overrun alarms, and battery capacity display ensure proper operation.



- 15144 – CMS70A Table Top Portable TFT Screen Pulse Oximeter**
- » **SpO2 & Pulse Display:** Shows oxygen saturation, pulse rate, bar graph, and waveform.
 - » **PI Display:** Displays Perfusion Index for additional monitoring insights.
 - » **Battery & Power Alerts:** Low-power indication and battery status display.
 - » **Adjustable Settings:** Brightness, volume, and display mode customization for user comfort.
 - » **Alarm & Review Functions:** Customizable alarms for SpO2 and pulse rate with data review capability.
 - » **Real-Time Data Upload:** Supports real-time data transfer to a computer.
 - » **Dual Power Supply:** Operates on AC or internal battery power for flexibility.

Medical Equipment



15145 – CMS5100 ICU Medical NIBP SpO2 Portable Patient Monitor

- » **Portable Design:** Compact and ideal for indoor, outdoor, and ambulance use.
- » **User-Friendly:** Simple interface for easy operation.
- » **Rechargeable Battery:** Reliable lithium-polymer battery ensures uninterrupted use.
- » **Comprehensive Monitoring:** Supports adult, pediatric, and neonatal patients.
- » **High-Resolution Display:** 2.8" color TFT LCD with visual and audible alarms for critical parameters.
- » **Data Storage:** Stores up to 2000 NIBP and 78,000 SpO2 entries with trend review capability.



15135 – CMS100G ECG Machine Single Channel

- » **Digital Signal Processing:** High-quality ECG waveform via power frequency, baseline, and EMG filters.
- » **High-Resolution Thermal Printing:** 8 dot/mm system for clear and precise recordings.
- » **Recording Frequency:** Up to 150Hz.
- » **User-Friendly Interface:** Multi-language support.
- » **AUTO/Manual Mode:** Enhanced operational efficiency.
- » **Battery Life:** Up to 7 hours standby, 4 hours continuous printing.
- » **Recording Capacity:** Up to 150 pieces of ECG waveform.



15155 – CMS300G ECG Machine Three Channel

- » **Digital Signal Processing:** Ensures high-quality ECG waveform via power frequency, baseline, and EMG filters.
- » **High-Resolution Thermal Printing:** 8 dot/mm system for clear and precise recordings.
- » **Recording Frequency:** Up to 150Hz.
- » **User-Friendly Interface:** Supports multiple languages for global accessibility.
- » **AUTO/Manual Mode:** Enhances operational efficiency and ease of use.
- » **Battery Life:** Built-in rechargeable lithium battery with auto-protection circuit.
- » **Recording Capacity:** Can store over 1000 cases for convenient case review and statistics.



15156 – CMS600G ECG Machine Six Channel

- » **Digital Signal Processing:** Ensures high-quality ECG waveform via power frequency, baseline, and EMG filters.
- » **High-Resolution Thermal Printing:** 8 dot/mm system for clear and precise recordings.
- » **Recording Frequency:** Up to 150Hz.
- » **User-Friendly Interface:** Supports multiple languages for global accessibility.
- » **AUTO/Manual Mode:** Enhances operational efficiency and ease of use.
- » **Battery Life:** Built-in rechargeable lithium battery with auto-protection circuit.
- » **Recording Capacity:** Can store over 1000 cases for convenient case review and statistics.



15157 – CMS1200G ECG Machine Twelve Channel

- » **Input Mode:** Floating and defibrillation protection
- » **Lead:** Standard 12 leads
- » **Patient Leak Current:** <10μA
- » **Input Impedance:** ≥50MΩ
- » **Frequency Response:** 0.05Hz/150Hz (-3dB+0.4dB)
- » **Time Constant:** ≥3.2s
- » **CMRR:** >60dB, >100dB (with filter)
- » **EMG Interference Filter:** 25Hz/35Hz (-3dB)
- » **Recording Method:** Thermal printing system
- » **Specification of Recording Paper:** 210mm (W) × 20m (L) high-speed thermal paper

Medical Equipment

15137 – Pocket Fetal Doppler

- » **Delicate and Compact Design:** The Pocket Fetal Doppler is portable and easy to use.
- » **Three Working Modes:** Includes Real-time FHR Display Mode, Averaged FHR Display Mode, and Manual Mode.
- » **Visual Indicators:** Displays FHR values, bar graphs, and heartbeat waveforms in color.
- » **Alarm System:** Red alarm when FHR values are out of the normal range.
- » **Display:** 1.77" 262K TFT screen.
- » **Fetal Heart Rate:** 50-240 BPM, 1 BPM resolution, ±2 BPM accuracy.
- » **Power:** DC 3V, <1 W consumption, powered by two 1.5V AA LR6 batteries.
- » **Frequency:** 2.0 MHz ± 10% (nominal and working).



15138 – Pocket Fetal Doppler

- » **Clear Audio Output:** Built-in loudspeaker for fetal heart sounds.
- » **Backlit LCD Display:** Easy-to-read FHR with a 37mm x 23mm screen.
- » **Dual Monitoring Modes:** Realtime and average FHR options.
- » **Battery Versatility:** Supports AA alkaline or rechargeable Ni-MH batteries.
- » **Energy Efficient:** Automatic power-off after 1 minute of inactivity.
- » **Safety Alarms:** Alerts for abnormal FHR and low battery.
- » **Waterproof Probe:** 2.5MHz interchangeable probe in blue or pink.
- » **Long Operation Time:** Up to 8 hours of continuous use.
- » **Dynamic Indicators:** Displays volume, battery status, and FHR graph in real-time.



15136 – Desktop Fetal Doppler

- » **3.5-inch Color LCD:** Offers clear and detailed display.
- » **Dual Wave Modes:** Supports Continuous and Pulse wave ultrasonic modes.
- » **Built-in Speaker:** Provides clear fetal heart audio output.
- » **Auto Power-Off:** Conserves battery by switching off when idle.
- » **Waterproof Probe:** Interchangeable and easy to clean.
- » **Multiple FHR Modes:** Graph, Large Number (real-time/average), & Manual modes.
- » **Convenient Indicators:** Displays volume, battery level, and probe frequency.
- » **Alarm Function:** Alerts for abnormal FHR readings.
- » **Long Battery Life:** Rechargeable batteries enable over 8 hours of continuous use.



15140 – CMS800G Fetal Monitor

- » **Compact Design:** Can be placed horizontally or wall-mounted for convenience.
- » **Convertible Color LCD:** 60° adjustable screen for clear visualization.
- » **FHR Indicators:** Displays normal FHR range (120-160 BPM) and monitoring curves clearly.
- » **Manual Movement Recording:** Allows manual tracking of fetal movements.
- » **Alarm System:** Alerts for abnormal FHR.
- » **Continuous Monitoring:** Real-time tracking for up to 24 hours.
- » **Data Management:** Stores, plays back, and prints 12-hour monitoring curves.
- » **Advanced Transducer:** 9-crystal broad beam transducer ensures precision.
- » **Networking & Printing:** Built-in RJ45 for system connectivity and a high-resolution thermal printer.



Medical Equipment



CMS6000 Patient Monitor



CMS7000 Multi Parameter Patient Monitor



CMS8000 Multi Parameter Patient Monitor



CMS9200 Patient Monitor



AQUA8 Multi Parameter Patient Monitor



AQUA12 Multi Parameter Patient Monitor

Peak Flow Meter Adult

- » **Portable Design:** Compact, lightweight, and easy to carry.
- » **Three-Zone Management:** Categorizes respiratory readings for effective health tracking.
- » **Clear Display:** Large, easy-to-read numbers for accurate measurements.
- » **Reliable Performance:** Ensures accuracy and repeatability for consistent results.
- » **Hygienic Use:** Compatible with disposable mouthpieces to prevent contamination.
- » **Easy Maintenance:** Washable design for convenient cleaning.

SKU	Measurement Range	Type
16126	60-800 L/min	Adult
16127	50-400 L/min	Child



16158 – Aerosol Spacers with Mask and Valved Holding Chamber

- » **One-Way Valve:** Ensures efficient inhalation and exhalation for optimal medication delivery.
- » **Comfortable Mask:** Soft silicone mask provides a reliable seal and comfort.
- » **Portable Design:** Lightweight and ideal for home or clinical use.
- » **Hygienic Maintenance:** Easy to clean, with a protective mouthpiece cap.
- » **Safe Materials:** Latex and BPA-free, suitable for all patients.
- » **Chamber Volume:** 175ml, designed for single-patient use.

SKU	Size
16157	Small
16158	Medium
16159	Large



Medical Equipment

Tuning Fork

- » A tuning fork is a metal instrument with a handle and two prongs or tines. Tuning forks, will vibrate at a set frequency to produce a musical tone when struck. The vibrations produced can be used to assess a person's ability to hear various sound frequencies.
- » A vibrating tuning fork held next to the ear or placed against the skull will stimulate the inner ear to vibrate, and can help determine if there is hearing loss.

SKU	Type
15200	128 Hz
15201	256 Hz
15202	512 Hz
15205	1024 Hz
15203	Set of 3 (128 Hz, 256 Hz, 512 Hz) in Zipper Bag
15204	Set of 4 (128 Hz, 256 Hz, 512 Hz, 1024 Hz) in Zipper Bag



15208 – Aluminium Tuning Fork Set of 5

- » **Set of 5 Tuning Forks:** Frequencies include 128 Hz, 256 Hz, 512 Hz, 1024 Hz, and 2048 Hz.
- » **Zipper Bag:** Provides secure and convenient storage.
- » **Premium Quality:** Made of high-grade aluminium for durability and precision.
- » **Versatile Use:** Suitable for hearing tests, bone conduction, healing, and more.
- » **Lightweight Design:** Extra-long handles for easy use during tests.
- » **Corrosion-Resistant:** Ensures long-lasting performance.
- » **Portable and Professional:** Ideal for students and healthcare professionals.
- » **Satisfaction Guarantee:** Includes a one-year warranty against defects.



15405 – Goniometer Set of 3 with Knee Hammer & Measuring Tape

- » **Set of 3 Goniometers:** Includes finger, half-circle, and 360° models, made from high-quality stainless steel for durability and precise joint angle measurements.
- » **Percussion Knee Hammer:** Taylor model with pin and brush for reflex testing to assess neurological function effectively.
- » **Measuring Tape:** Extends up to 151cm (59 inches) for measuring and documenting body dimensions during clinical assessments.
- » **Convenient Zipper Bag:** Keeps all tools organized, secure, and easily accessible for quick use and transportation.



93609 – Podiatry Instrument Kit

- » 4.5" Corn Shaver with Plastic Handle
- » Cuticle Nipper
- » 4.75" Nail Cutter Barrel Spring Handle
- » 5.5" Nail Cutter Moon-Shape Double Spring
- » Spoon with Probe Double Ended
- » Double Ended Blunt Probe with File
- » Nail File
- » 4.5" Toenail Scissor Straight
- » 4" Nail Cutter Straight Shape
- » Scraper Fine Triangle Tip Single Ended



Medical Equipment

55000 – Vacuum Extractor Set, Manual Operated, Malmstorm Type

- » Complete with 3 S.S. Cups, (40,50, 60mm)
- » Silicone/PVC tubes
- » Traction handle
- » Suction pump
- » Plastic jar in between top and bottom plastic plates fitted with vacuum gauge and control valve.
- » Packed in case.



55001 – Vacuum Extractor Set, Manual Operated

- » Complete with 3 Silicon Cups (without valves), (40, 50, 60mm)
- » Autoclavable Silicone pressure tube
- » Suction pump
- » Glass jar fitted between M.S. Basket with vacuum gauge and control valve
- » Packed in case



55002 – Vacuum Extractor Set, Manual Operated

- » Vacuum Extractor Set, Manual operated complete with 3 stainless steel cups (40,50,60mm)
- » Autoclavable silicone pressure tube
- » Traction handle
- » Suction pump
- » Glass jar fitted between M.S. Basket with vacuum gauge and control valve
- » Packed in case



55003 – Vacuum Extractor Set, Manual Operated

- » Complete with 3 stainless steel cups (40, 50, 60mm) & 2 Silicon Cups (without valves)
- » Autoclavable silicone pressure tube
- » Traction handle
- » Suction pump
- » Glass jar fitted between M.S. Basket with vacuum gauge and control valve
- » Packed in case.



Silicone Cups for Vacuum Extractor with release valve

- » Material: 100% medical-grade silicone construction ensures safety and flexibility.

SKU	Opening Dia
55038	40mm
55039	50mm
55040	60mm
55041	70mm



Medical Equipment

55011 – Abortion Set – Manual

- » Abortion Set, Manual operated for medical termination of pregnancy
- » Complete with 4 cannulae
- » Rubber pressure tubes
- » Glass jar fitted with gauge and control valve
- » Packed in plastic case.



55004 – Vaccum Extractor Electric With S.S. Cups

- » Housing: ABS Plastic Moulded
- » Capacity: ~575mmHg ± 10 , 45 Ltrs/min
- » Pump Type: Diaphragm Pump
- » Jars: 1 x 2 Ltrs Polycarbonate Jar
- » Filter: Bacterial Filter Autoclavable/Reusable
- » Tubing: 8mmID x 2mtr. (Silicone)
- » Vacuum Gauge: 6.25 cm dia 0-760mmHg calibration.
- » Power: 220 V AC, 50 / 60 Hz, 90Watt
- » Noise Level: 55 dB A ± 3
- » Overflow Safety: Mechanical / Electronic Acoustic Alarm
- » Supplied with 3 S.S. cups (40, 50, & 60mmdia.)



55005 – Delivery Aid for Obstetricians : Safe for Mother/Baby

- » House : Engineering molded ABS plastic cabinet with built-in handle and jar hanger.
- » Pump Type : Oil-free piston pump.
- » Capacity : 0-575mm Hg ±10. Fine regulation valve for necessary adjustment with break mechanism under thump in ventouse cup. Hi/Lo switch provide full or half vacuum with one flick.
- » Vacuum Gauge : Bourden type 5 cms. 0-760mm Hg calibration.
- » Filter : Bacterial filter
- » Power : 220 V 50/60 Hz, Single phase
- » Ventouse Cup: Silicone – 60 mm & 70 mm : minimizes risk of trauma and cephalo-hematoma of fetal cranium.



Umbilical Cord Clamp



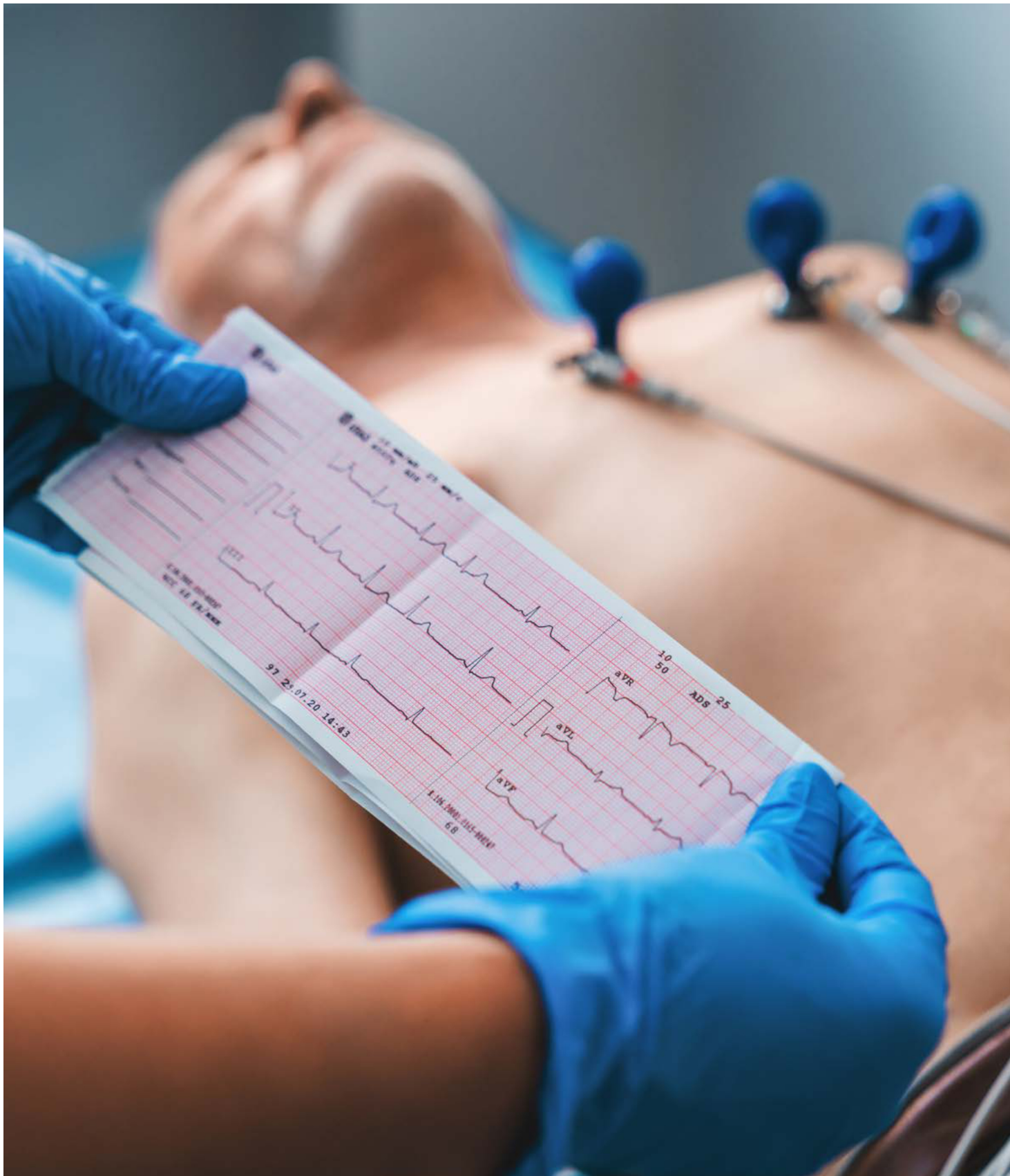
SKU	Size
55009	Non Openable
55019	Openable

- » Manufactured from non-toxic, Medical grade polymer.
- » Pack of 100 Pcs.

55030 – Aluminium Case for Midwifery Kit



- » **Material:** Made from high-quality aluminium, ensuring durability and lightweight handling.
- » **Dimensions:** Approximate size of 305 x 216 x 150 mm (12" x 8.5" x 6"), providing ample space for all necessary tools.



Cardiology

ECG Equipment



CARDIART 9108

- Twelve Channel ECG Recording
- 5.7-inch foldable LCD screen
- Automatic Measurements and Interpretation
- Internal storage 800 ECGs and can be enlarged by USB
- Li-ion rechargeable battery – 300 ECG's
- Report formats: PDF and optional SCP/FDA-XML/ DICOM data export
- Connectivity: FTP, Supports barcode scanner & USB Printer
- Optional PC interface software to access HIS/EMR/PACs



CARDIART 9108D

- Twelve Channel ECG Recording
- 7-inch High resolution color LCD with touch screen option
- Glasgow ECG Interpretation Algorithm
- Internal storage 800 ECGs and can be enlarged by USB & SD card
- Li-ion rechargeable battery – 300 ECG's
- Report formats: PDF and optional SCP/FDA-XML/ DICOM data export
- Connectivity: FTP, Supports barcode scanner & USB Printer, optional Wi-Fi
- Optional PC interface software to access HIS/EMR/PACs

Powered by
Glasgow ECG Interpretation
Algorithm



CARDIART 8108 View

- Six Channel ECG Recording
- 3.5-inch Monochrome LCD screen
- Full Alphanumeric keyboard
- Automatic Measurements and Interpretation
- Internal storage 800 ECGs and can be enlarged by USB
- Li-ion rechargeable battery – 300 ECG's
- Report formats: PDF and optional SCP/FDA-XML
- Connectivity: FTP, Supports barcode scanner & USB Printer
- Optional PC interface software

Cardiart GenX3

- Three Channel ECG Recording with trace darkness control
- 4.3-inch color LCD screen
- Glasgow ECG Interpretation Algorithm
- Alphanumeric keypad with soft silicone keys
- Full disclosure view of ECG analysis on display
- Internal storage 250 ECGs and can be enlarged by USB
- Li-ion rechargeable battery – 250 ECG's
- Optional - PC interface software for Real-time ECG View, HL7 output, FTP feature

Medical Equipment



CARDIART 6208 VIEW PLUS

- Three Channel ECG Recording
- 3.5-inch color LCD screen
- Automatic Measurements and Interpretation
- Internal storage 500 ECGs and can be enlarged by USB
- Li-ion rechargeable battery – 330 ECG's
- Report formats: PDF and optional SCP/FDA-XML/DICOM
- Connectivity: FTP, Supports barcode scanner & USB Printer
- Optional PC interface software to access HIS/EMR/PACs



CARDIART 7108

- Three Channel ECG Recording
- Automatic and Manual recording modes
- Parameter Measurement program
- Lead off Indication
- Internal rechargeable NiMH battery – 450 ECG's
- Optional PC interface software for Real-time ECG View



CARDIART GenX1

- Single channel ECG recorder with 12 lead simultaneous acquisition
- Character LCD display
- One Touch Operation – Soft silicone keys
- Auto, Manual & Rhythm Modes
- Glasgow ECG Interpretation Algorithm
- Built-in rechargeable lithium battery – 200 ECG's
- Optional PC interface software for Real-time ECG View



CARDIART 6108T

- Single channel ECG recorder
- Automatic and Manual mode of recordings
- Parameter measurement program
- Printing of ECG on 50 mm paper using a high-resolution thermal print
- Internal rechargeable NiMH battery – 200 ECG's



CARDIART 108T-DIGI

- Single channel ECG recorder
- Lightweight, compact, portability and one-touch operation ensure ease of use
- Lead off Indication
- Internal rechargeable NiMH battery – 2.5 hrs of operation
- Rubber keypad with function keys and LED indicators
- Real time high fidelity thermal array recording

Medical Equipment



RELIFE 900

- Bi-Phasic Defibrillator
- 7-inch color TFT Screen
- User selectable energy levels from 2J to 300J
- Optional Enhancement: AED, SunTech NIBP, MASIMO SPO2, Either Pacing or Capnography (ETCO2)
- Synchronized Cardioversion
- Remote energy selection and charging through Paddles
- 24 events recording
- Minimum 100 discharge of 300J with fully charged new battery



DF 2617

- Bi-phasic defibrillator
- 5.7-inch LCD Screen
- User selectable energy levels from 2J to 300J
- Optional AED Mode, which has voice prompt & Metronome Signal for CPR Support
- Synchronized Cardioversion
- Remote energy selection and charging through Paddles
- 24 events recording
- Minimum 100 discharge of 300J with fully charged new battery



DF 2509

- Monophasic defibrillator
- 5.7-inch LCD Screen
- User selectable energy levels from 2J to 360J
- Optional Internal Paddles
- Synchronized Cardioversion
- Less than 5 seconds to charge to 360J
- Remote charging from paddles
- 24 Events memory
- Minimum 100 discharge of 360J with fully charged new battery



DF 2628 Phoenix

- Automated External Defibrillator with Bi-phasic current limited waveform
- Automatically Analyses and Records the patient's ECG and prepares an electric shock
- Programmable CPR interval & Shock Sequence
- Audio and visual prompts
- Metronome signal for synchronizing chest compressions
- Automatic self-tests
- Upto 200 shocks applicable with new battery
- Programmable in regional languages



STRESS TEST SYSTEMS



Software



TANGO acquisition unit



USB

DYNATRAC Ultra

- Advanced Windows-based stress test software enables accurate recording and motion artefacts reduction in stress ECG
- Treadmill protocols can either be preset or can be programmed by the user
- USB-based ECG acquisition unit that acquires and transfers ECG data to PC through wired interface

OPTIONAL:

1. HES® HANNOVER ECG system for analysis and interpretation
2. Stress Test Automated Blood Pressure Monitoring with HES® HANNOVER ECG system: Sun Tech's TANGO acquisition unit – leading edge technology in accurate motion tolerant BP monitoring for STS



ECG HOLTER



TRAK - 48

- 3/12 Channel Digital Recording
- Recording Time: 3CH: upto 96 hrs; 12CH: upto 48 hrs;
- Recording can continue upto 100 days for 3CH and more than one month for 12CH by battery replacement during recording. Recording won't be affected during a battery replacement
- LCD display - Provides on demand ECG view / confirms programming instructions / visual confirmation of patient hook up
- Data Transfer: USB or Card Reader
- Compact and Lightweight
- Holter Software - Easy to Use and Understand



TRAC neo T1

- 3/12 Channel Digital Recording
- Color display with IP27 level of protection against water/Dust
- Recording Time: AAA Alkaline battery (Std Supply) - 3CH upto 4 days; 12CH upto 2 days
- Li-Fe battery - 3CH upto 7 days; 12CH upto 4 days
- Selectable sampling rate: 128, 256, 512 or 1024 samples/second
- Selectable AD Resolution: 8, 12, 14, 16, or 18 bits
- Data Transfer: USB or Card Reader
- Compact and Lightweight – 50 gm
- Fast & Powerful analysis software

AMBULATORY BP MONITOR

BPL Walk T1

- 24-Hour Ambulatory Blood Pressure Monitoring System
- SunTech's patented Technology
- BP Range: 25-260 mmHg; HR Range: 40-200 bpm
- Time Intervals: 5, 10, 15, 20, 30, 45, 60, 90 and 120 min
- Data storage up to 250 readings
- Supports Paediatric (> 3yrs) Application, Threshold Limits can be set manually
- Supply is with 2 Size of Cuff: Size 2 (26cm-34cm), Size 3 (32cm-44cm)
- Power Source: Two AA batteries

Walk Pro Software:

- Walk Pro is a user-friendly, Windows® based program that allows for configuration, analysis, interpretation and reporting of ABPM studies
- Calculations of Smoothness Index, Morning Surge, White Coat Analysis, Coefficient of Variation
- Email Feature
- Export patient studies in ASCII, XML, GDT output



PATIENT MONITORS



Ultima Prime

- 12.1-inch High resolution display – optional Touch screen
- **Standard Configuration** - ECG, RESP, SPO2 (Masimo / Nellcor / Digital), NiBP, TEMP
- **Optional Parameters** - Dual IBP, ETCO2, AGM, ICG, Thermal Recorder
- **Optional Connectivity** - HL7 output, VGA for external display
- The device calculates drug dose & OXY-CRG feature
- Efficient memory storage



Excello

- 10.4-inch High resolution display
- **Standard Configuration** - ECG, RESP, SPO2 (Masimo / Nellcor / Digital), NiBP, TEMP
- **Optional Parameters** - Dual IBP, ETCO2, AGM, ICG, Thermal Recorder
- **Optional Connectivity** - HL7 output, VGA for external display
- The device calculates drug dose, OXY-CRG feature
- Efficient memory storage



NeoSign N7

- 7-inch LCD screen
- Monitors and records ECG, SpO2 (MASIMO / Nellcor), SunTech® NiBP
- Detects and indicates occurrence of Arrhythmia
- Memory storage: 24 hrs of graphical and tabular NiBP trend with alarm condition
- Zoom option in graphical trend facilitates more accurate analysis
- The device offers user-selectable color scheme



NeoSign N8

- 8-inch High resolution display – Touch screen
- **Standard Configuration** - ECG, MASIMO SPO2, NiBP, RESP, TEMP, Oxygen Concentration Monitoring Function, Apnea stimulation function
- **Enhanced Connectivity** - USB patient data output, HL7, VGA for external display, external printer
- Efficient memory storage (48 hrs Full disclosure)
- High performance Li-ion Battery



Magna

- 7-inch LCD screen
- Monitors and records ECG, SpO2, NiBP
- Detects and indicates occurrence of arrhythmia
- Memory storage: 24 hrs of graphical and tabular NiBP trend with alarm condition
- Zoom option in graphical trend facilitates more accurate analysis
- The device offers user-selectable color scheme

PATIENT MONITORS



ExcelSign E17 | E12

- ExcelSign E17: 17-inch display
ExcelSign E12: 12-inch display
- **Standard configuration:** ECG, RESP, SpO2 (MASIMO / Nellcor / Digital), NiBP, IBP, TEMP, (optional 12-lead ECG)
- **Optional Modules:** Transport Monitor, IBP, ETCO2, AGM, BIS, CO, NMT (only in E17), ICG
- **Enhanced Connectivity:** USB patient data output, supports external printer, HL7, FTP server upload, Efficient memory storage with Calculation Interface
- High performance Li-ion battery



EliteView EV100

- 12.1-inch High resolution display - Touch screen
- Modular Cardiovascular monitor with powerful ECG diagnostic function - 12-lead ECG automatic measurement and interpretation; 122 kinds of arrhythmia analysis; CMRR: ≥105dB, time constant: ≥5S; VCG diagnostic apparatus
- Optional A4 (216mm) modular printer - synchronous printing of 12-lead ECG
- **Standard configuration:** 12 Lead ECG, RESP, SPO2 (MASIMO / Nellcor / Digital), NIBP and TEMP
- **Optional modules:** IBP, ETCO2, AGM, CO, ICG, BIS
- Efficient memory storage (150 hrs Full disclosure) with Calculation Interface
- High performance Li-ion battery



EliteView EV15

- 15-inch High resolution display – Touch screen
- **Standard Configuration** - ECG, RESP, SPO2 (Masimo / Nellcor), NiBP, TEMP
- **Optional** - Dual IBP, ETCO2 / AGM, Cardiac Output (Thermodilution), ICG, BIS, 12-lead ECG Monitoring, Thermal Recorder
- **Enhanced Connectivity** - USB patient data output, Supports External printer, HL7, VGA for external display
- Efficient memory storage (48 hrs Full disclosure) with Calculation Interface
- High performance Li-ion Battery



EliteView EV10

- 10.4-inch High resolution display – Touch screen
- **Standard Configuration** - ECG, RESP, SPO2, NiBP, TEMP
- **Optional:** Masimo / Nellcor SPO2, Dual IBP, ETCO2, 12-lead ECG Monitoring, Thermal Recorder
- **Enhanced Connectivity** - USB patient data output, External printer, HL7, optional VGA for external display
- Efficient memory storage (48 hrs Full disclosure) with Calculation Interface
- High performance Li-ion Battery

CENTRAL NURSING STATION



Medius+CNS

- CNS Medius+ provides one touch access to patient demographics, alarm settings, reports printing and bedside view
- Ethernet interface (TCP/IP)
- 2-way communication
- Swapping of monitors w.r.t patients
- Freezing of patient's waveforms for detailed analysis
- Two distinct display modes (Horizontal Array/vertical array)
- Event Marker
- Major monitor-continuous monitoring of a chosen critical patient
- Review of major monitor data on click of a button
- Selectable alarm limits

Remote Monitoring Solution Medius+ PRO

- Running BPL Eagle software in windows based PC allows to View Real-Time Monitoring data of all Patient that are being monitored in ICU with BPL Medius+ PRO Central Nursing Station
- Efficiently access Multiple CNS system of different ICU's whether Doctor are at hospital or at home
- This is especially useful in isolation scenarios like COVID-19 and also to consult Specialist Doctor from other hospital

PULSE OXIMETER



Cleo Plus

- 7-inch TFT color LCD screen
- Parameter displayed: SpO2, Plethysmograph, Signal strength and Pulse rate
- Trend of SpO2 & Pulse rate for 24 Hours
- Pitch Tone Variation
- Rechargeable Battery

Oxy View | Oxy View N

- Monochrome LCD Screen and 7 segment LED for digital value
- Nellcor SPO2 or Digital SPO2
- Lithium battery with 3 hours of working time
- Built-in memory for 100 hours data storage
- Lightweight & compact

ICU VENTILATORS



UNIVERSAL VENTILATOR ELISA 600

- 18.5" touch display for better visibility of parameters and waveforms
- Universal Ventilator - Adult, Paediatric and Neonatal
- Invasive, Non-invasive and HFOT (High flow oxygen therapy)
- Inbuilt Etco2 monitoring capability
- Maintenance free sensors
- Optional upgradation to Automatic cuff pressure measurement and transpulmonary pressure measurement.



ICU VENTILATOR ELISA 300

- 12.1 inch touch display
- Adult and Paediatric ventilator
- Turbine driven ventilator
- Invasive, Non-invasive and HFOT (High flow oxygen therapy)
- Paramagnetic O2 sensor and Maintenance free Flow Sensor
- Optional Upgradation to EtCO2

NEONATAL VENTILATOR LEONI PLUS

- A 12" color display and a detachable touchscreen control unit.
- Suitable for long term ventilation of small premature babies and infants, neonates and children weighing up to 30 Kg.
- Separate nCPAP and nIPPV modes for non-invasive breathing support for premature and infants
- High frequency Oscillatory Ventilation with Volume Guarantee and adjustable I/E ratio
- Graphic display, graphic trend and log data of spontaneous breaths can be displayed simultaneously.
- Conventional Mode package includes, IPPV, SIMV, SIPPV, PSV & CPAP



ANAESTHESIA WORKSTATIONS



Penlon Prima 465

- Suitable/Caters to Adult, Pediatric and Neonatal patients
- 12.1" TFT touchscreen display with electronic gas mixer and digital flowmeters
- Optional anaesthetic gas monitoring
- Dual flow sensors for accurate tidal volume delivery
- Upto Eight Ventilation modes
- GCX™ compatible aluminium uprights for additional accessory mounting
- Illuminated work space with pull-out writing surface



Penlon Prima 460

- 15.4" high-definition touchscreen display with intuitive user interface and virtual flow display
- Integrated CO2 absorber and bellows unit with heater fitted as standard
- Seven ventilation modes with PEEP
- Suitable for adult, paediatric and neonates
- HIS connectivity
- Fully compliant to ISO 80601-2-13 and the Restrictions of Hazardous Substances (RoHS) Directive



Penlon Prima 320 Advance

- Suitable/Caters to Adult, Pediatric and Neonatal patients
- 10.4" TFT colour touchscreen
- Eight ventilation modes
- Dual flow sensors for accurate tidal volume delivery
- Optional CO2,SPO2 & Anesthetic Gas Module
- Integrated CO2 absorber and bellows unit with ventilator interface
- Selectatec compatible back bar
- Switchable front facing common gas outlet

ANAESTHESIA WORKSTATIONS



Penlon Prima 320

- 8.4" TFT colour touch screen
- Six Ventilation modes as standard
- Optional CO2 and SpO₂ monitoring
- Switchable front facing common gas outlet for open and closed circuit operation
- GCX™ compatible aluminium uprights for additional accessory mounting



Sigma EVA (Desflurane Vaporizer)

- Lightweight, attractive design
- Fast warm up time
- Compatible with Selectatec®, Dräger Plug-In® and Dräger Auto-Exclusion® mounting systems
- High-capacity reservoir
- Illuminated agent level indicators
- Designed and manufactured in the UK



Penlon Diamond Fibrelight Laryngoscope Range

- Excellent fibre optics and gold switch contacts - ability to withstand repeated autoclave treatment
- Five year guarantee on light guide, and lifetime guarantee* on all blades and handles
- Removable light guide design - extends blade life, and allows easier cleaning and polishing
- Superior polished finish - easy to clean and sterilise



Penlon Prima 440/445

- Portable anaesthetic machine for induction or operating rooms
- O₂, N₂O and AIR flowmeter with proven mechanical anti-hypoxic system
- Table-top or rail mounted option
- Intuitive design – easy to use and maintain
- Lightweight construction, with integrated carry handle



Penlon Sigma Delta Vaporizer

- Internationally recognized, award-winning design
- Available for Sevoflurane, Isoflurane, Halothane and Enflurane
- Filling options - Key fill, Quik Fil®, or Pour fill
- Five backbar mounting systems
- Superb performance, particularly at low flow
- Low body weight



Penlon Premier Fibrelight & Conventional Laryngoscope Range

- Cool, bright LED light - no risk of tissue burns from hot lamps during lengthy intubations
- Penlon laryngoscope sets provide the clinician with a complete intubation solution in an attractive, protective case
- Extensive range of blade pattern and sizes
 - Macintosh size 1, 2, 3 and 4
 - Miller size 0, 1, 2 and 3
 - Seward size 1 and 2
 - Robertshaw size 0 and

VIDEO LARYNGOSCOPE



BPL VL-01

- 2MP CMOS camera, High Definition Anti Fog lens and integrated LED light source
- High resolution 4' anti-Reflective LCD display
- Anti microbial, ergonomically designed reusable handle
- 180° Horizontal Screen Rotation along with Vertical movements
- Videos and images can be transferred via a micro USB
- Rechargeable Lithium ion battery with a 2Hr capacity
- 4GB built in memory,
- Blades: Affordable, sterile, vacuum packed disposable blades
- Available in 7 sizes
Mac1, Mac2, Mac3, Mac4, Mac5 Difficult Intubation blade, Channelled Mac3 & channelled Mac4



BPL VL-02

- 2MP CMOS camera, High Definition Anti Fog lens
- High resolution 3.5' anti-Reflective LCD display
- Anti-microbial, ergonomically designed reusable handle
- 180° Horizontal Screen Rotation along with Vertical movements
- Videos and images can be transferred via a micro USB
- Rechargeable Lithium ion battery with a 2Hr capacity
- 4GB built in memory
- Blades: Reusable blades Available in 13 sizes
Miller 00, Miller0, Miller1, Mac 1, Mac 2, Mac 3, Mac 4, Mac 5, Mac D1, Mac D2, Mac D3, Mac D4, Mac D5



BPL VL-03 M7

- Equipped with a 7"LCD screen
- Compatible with all VL-03 stylets and layrngoscope blades
- 16GB memory and 2 hrs of usage in single charge
- HDMI output for connecting to external monitor
- Easy data backup on USB drive - Multiple port for multi-functional usage simultaneously



BPL VL-03 SR

- Malleable stylet provides flexibility
- Non-heating HD camera with LED light
- Made with medical grade alloy
- Compatible with VL-03 M3 and M7 monitors



BPL VL-03 SD

- Non-heating HD camera with LED Light
- Smaller bending radius of 40 (degree sign) to 150 (degree sign) for difficult intubation
- Compatible with VL-03 M7 monitor



SurgiX - VS1

- 5.6-inch Touch Screen LCD
- Modes: Vessel Sealing System, Saline Plasma Bipolar Resection, High Performance Diathermy
- 400 watts, One Monopolar & One Bipolar
- 7 Cut modes, Max Power - 400 W
- 7 Coag modes, Max Power - 300 W
- 4 Bipolar modes, Max Power - 120 W includes BiCut
- Vessel Sealing: 2 vessel sealing modes; Max Power - 150 W
- Saline plasma: 3 modes in cut & coag; Max Power - 300 W
- Personalized Setting - 99 programs

*Variants included Surgix V1(Vessel Sealer) & Surgix S1(Saline Plasma)



SurgiX - E3 Dual

- 400 watts, Two Monopolar & One Bipolar
- 4 Monopolar Cut Modes: Soft, Pure, Blend & Endo cut; Max Power - 400 W
- 3 Coag Modes Coag Modes: Soft, Fulgurate & Spray Coag; Max Power - 150 W
- 2 Bipolar Modes: Precise & Macro Mode; Max Power - 100 W
- System can deliver simultaneously two coagulation outputs at a time with independent control
- Smart Bipolar - Alarms after completion of Bipolar Coagulation
- Advanced Feedback Technology maintains set power over different range of tissue



SurgiX - E2

- 300 watts - One Monopolar & One Bipolar
- 3 Monopolar Cut Modes: Soft Cut, Pure & Blend cut; Max Power - 300 W
- 3 Monopolar Coag Modes: Soft, Fulgurate & Spray Coag; Max Power - 120 W
- 2 Bipolar Modes: Precise & Macro Mode; Max Power - 70 W
- Advanced Feedback Technology maintains set power over different range of tissue

SYRINGE & VOLUMETRIC PUMP



Acura S1

- Dual Display: 2.8-inch color LCD & LED for rate display
- Compatible with all standard syringes: 5ml - 60ml
- Infusion Modes: Rate Mode, Time Mode and Drug/Weight Mode
- In-built Drug Library
- Dual Bolus Modes: Manual & Automatic bolus
- 3 level occlusion sensitivities setting (programmable)
- 2000 history records and last configuration memory
- Horizontal & Vertical fixation clamp



Acura V1

- 3.2-inch High definition color display
- Infusion Modes: Rate Mode, Time Mode, Weight Mode, Stage Mode, Drip Rate Mode
- In-built Drug Library
- Dual Bolus Modes: Manual & Automatic bolus
- 3 level of occlusion pressure (programmable)
- Compatible with all brands of infusion sets with IV set library
- 2000 history records and last configuration memory
- Horizontal & Vertical fixation clamp

INCUBATORS & INFANT WARMERS



Dual Incu i*

- Combined benefits of an incubator and a warmer with one button switch option
- Independent warmer head with X-ray tray outside which helps in minimal baby contact.
- An optional battery pack (in use during transport).
- Rotary dampers that aid silent operation of the admittance panel with air curtains.
- Noise levels less than 41DB (Lowest among all incubators).
- Servo humidifier and Servo oxygen control.
- Alarms for skin temperature probe, humidity sensor, low water level, set temperature, humidity chamber off, baby check, power failure, oxygen sensor.



Air Incu i*

- Pressure dispersion mattress with air curtains on all sides.
- External X-ray cassette protects the infant from stress.
- 6 door access with joint less hood leading to infection control.
- Noise levels less than 41DB (Lowest among all incubators).
- A dual lock system ensuring child safety.
- Servo humidifier and Servo oxygen control.
- Alarms for skin temperature probe, humidity sensor, low water level, set temperature, humidity chamber off, baby check, power failure, oxygen sensor.



Sunflower Warmer*

- Ceramic heater with pre-heating.
- Rotary dampers and dual wheel castors reducing noise levels to <48db.
- Warmer head tilt (85° both sides).
- Pressure dispersion mattress with uniform heating.
- Available as a stand and wall-mount option.
- Height adjustment of bassinet.
- Alarms for baby check, power failure, system failure, skin temperature probe.

Infa Warmer*

- Far infra-red heater operating in two modes-manual & servo. Canopy rotation-240° horizontally & ±30° tilt.
- A removable baby guard that can easily be wiped clean.
- Pressure dispersion mattress with uniform heating.
- Rotary dampers aid silent opening of baby guards.
- Alarms for baby check, power failure, system failure, skin temperature probe and canopy tilt.
- Touch control panel LCD for ease of use.



Floret-1000 Series**

(Fixed Bed & Drawer/ Detachable Trolley along with Tray/ Fixed Bed & Tray)

- Mode of operation: Servo and Manual
- 600 W quartz heater with parabolic reflector
- Thermistor Temperature Sensor
- Independent Display for Set and Patient Temp
- Critical alarms_ Audio and Visual
- Observation Lamp _ LED
- Apgar Timer
- Count down and resettable timer
- Fixed Bed &Tray (Optional)
- Drawer (Optional)
- Detachable Trolley (Optional)



Floret-100**

- Mode of operation: Servo and Manual
- 600 W quartz heater with parabolic reflector
- Thermistor Temperature Sensor
- Independent Display for Set and Patient Temp
- Critical alarms_ Audio and Visual
- Observation Lamp _ LED
- Fixed Bed &Tray

PHOTO THERAPY



Blossom 10**

- The effective way of Phototherapy treatment that is safe, gentle, and easy to use.
- Blossom-10 Provides all benefits of High Bright Blue LED technology in compact and affordable design.
- Meets AAP Guideline of Phototherapy .
- Device Timer Tracking Overall usage of LED source.
- NO Ultraviolet / No Infrared rays which may causes skin rashes to Hyperthermia to the infants.
- Low Power consumption <15 W.
- 12 high bright blue LED



Blossom 100**

- Blossom-100 LED Phototherapy with Intensity control facility.
- Intensity Control from 15 – 70.
- Micro Watt Manual Intensity Control.
- Analogue Timer for LED usage monitoring.
- 24 High Bright Blue LED for treatment.
- Three Independent White LED for observation.

Blossom Duo**

- Unique Phototherapy unit that can be used as Double Surface Phototherapy, High Intensity Phototherapy
- An innovative sleek, space saving, contemporary design for faster and effective neonatal jaundice treatment.
- Unique dual arm system offers greater flexibility to cover the entire body surface area.
- Equipped with irradiance control and monitoring facility which will ensure the intensity between 15 - 75 μ W/cm²/nm (Spectral irradiance)
- Its Unique design has the ability to cover the maximum body surface area makes it the equivalent of 2 phototherapy units in one single body.
- The irradiance of the 24 LED lamps can be modulated to provide uniform coverage based on patient needs.
- Irradiance meter to measure the actual irradiance (Optional)



Blossom US**

- Under Surface Phototherapy unit
- The effective way of Phototherapy treatment that is safe, gentle, and easy to use
- Blossom US Provides all benefits of High Bright Blue LED technology in compact and affordable design
- Meets AAP Guideline of Phototherapy
- Device Timer Tracking Overall usage of LED source
- NO Ultraviolet / No Infrared rays which may causes skin rashes to Hyperthermia to the infants
- Low Power consumption <15 W
- 12 high bright blue LED



Blossom Blanket**

- A Blossom blanket is a portable phototherapy device consisting of a fiber-optic pad and a portable illuminator for the treatment of neonatal jaundice.
- Revolutionizing the phototherapy treatment by providing completely portable and maintenance free system.
- An ideal solution for promote 'kangaroo care' and parent-infant bonding while in jaundice treatment.
- Meets International guideline for phototherapy*



FOETAL & MATERNAL MONITORS



FM 9852

- 7-inch High resolution color LCD with foldable screen
- Monitoring of FHR/Twin FHR (FM 9852T), TOCO, Fetal Movement
- High-sensitivity water-proof ultrasound probe
- Automatic Fetal Movement detection with Event Marker
- The device is compact, portable and lightweight
- Data storage facility, Li-ion Battery, 152mm Thermal printer



FM 9853 / FM 9854

- 12.1-inch High resolution color LCD with foldable screen
- Monitoring of FHR/Twin FHR (FM 9854), TOCO, Fetal Movement
- High-sensitivity water-proof ultrasound probe
- Automatic Fetal Movement detection with Event Marker
- The device is compact, portable and lightweight
- Data storage facility, Li-ion Battery, 152mm Thermal printer

MM 9855

- 12.1-inch High resolution color LCD with foldable screen
- **Standard Configuration** - FHR Monitoring, TOCO, Fetal Movement, ECG, SpO₂, NiBP, Respiration, Temperature
- High sensitivity water-proof ultrasound probe
- Automatic Fetal Movement detection with event marker
- The device is compact, portable and lightweight
- Data storage facility, Li-ion Battery, 152mm Thermal printer

COLPOSCOPE



ColpoView C1

- High-resolution camera with fast auto focusing system
- Advanced Imaging Options
- LED lighting
- Acetic acid and iodine reaction test timer
- Electronic green filter
- User-friendly operations
- DICOM Compatible

PORTABLE ULTRASOUND



Scan Plus+

- 12.1-inch TFT-LCD Portable Digital B&W Diagnostic Ultrasound
- Compact (330×220×320mm) and light weight (7 Kg), easy to hand carry
- Intuitive User Friendly Intelligent 8 Segment TGC for precise adjustment
- Multi format data transfer through USB and DICOM
- Supports Multiple Video printer
- Rechargeable Lithium Battery 14.8V 5000mAh
- Large Capacity Data storage
- Transducer: **Standard:** Convex, Transvaginal; **Optional:** Linear array, Micro-convex & Endorectal

Mobile DR Solutions



- 5 KW Output with a 110KHz high frequency X-ray generator
- 1.8mm² Focal spot for superior image quality and reduced radiation exposure for clinicians and patients
- User friendly control panel with an alphanumeric LCD display & 216 Anatomical programming
- 14X17" Wireless Flat Panel detector with a 12.3' Touch console provides clinicians access to high quality digital radiography images
- Adjustable Collimator with high luminescence lamp for easier & faster positioning
- PACS connectivity using LAN/Wi-Fi aids in easy access and transfer of images



- 3.5 KW Output with a 110KHz high frequency X-ray generator
- 1.5mm² Focal spot for superior image quality and reduced radiation exposure for clinicians and patients
- User friendly control panel with an alphanumeric LCD display & 155 Anatomical programming
- 14X17" Wireless Flat Panel detector with a 12.3' Touch console provides clinicians access to high quality digital radiography images
- Adjustable Collimator with high luminescence lamp for easier & faster positioning
- PACS connectivity using LAN/Wi-Fi aids in easy access and transfer of images



- 3.5 KW Output with a 40KHz imported high frequency X-ray generator
- 1.5mm² Focal spot for superior image quality and reduced radiation exposure for clinicians and patients
- User friendly control panel with an alphanumeric LCD display & 155 Anatomical programming
- 14X17" Wireless Flat Panel detector with a 12.3' Touch console provides clinicians access to high quality digital radiography images
- Adjustable Collimator with high luminescence lamp for easier & faster positioning
- PACS connectivity using LAN/Wi-Fi aids in easy access and transfer of images



BPL EVS 3643WP/4343WP

- Available in 14"x17" / 17"x17" wireless detector size
- Excellent image quality using FOCUS Csl
- Lossless AED/AWD
- 140 micron Pixel pitch
- 16 bit detector
- OLED Display
- TRUVIEW® ART Advanced image Reconstruction Technology

Fixed DR Solutions



Series DR-2 Prime

- 32/40*/50** KW HF X-Ray Generator
- 40–125 KV Range, 400/500*/650**mA
- Anatomical Programming (216) & Self-Diagnostics (Error Indications)
- Manual LED Collimator
- Rotating Anode X-Ray Tube
- Floor Mount Tube Stand with electromagnetic locking mechanism
- 4-way Floating Top DR Table
- Vertical DR Bucky wall mount with Electromagnetic locking mechanism
- Desktop workstation with monitor (Optional)
- 6-way floating top DR table (Optional)



Series DR-1 Prime

- 32 / 40*/50** KW HF X-Ray Generator
- 40–125 KV Range, 400/500*/650** mA
- Rotating Anode X-Ray Tube
- 17"x17" Csl Tethered detector housed in cabinet
- Floor Mount DR-1 Prime Stand
- Electromagnetic Locking Mechanism
- Detector with tilting facility (0° - 90 °)
- Anatomical Programming (216) & Self-Diagnostics (Error Indications)
- Manual LED Collimator
- Mobile Radiography Table
- Desktop workstation with monitor (Optional)
- 4-way floating top mobile table (Optional)



Series DR-1 Prime

- 24 / 40* KW LF X-Ray Generator
- 40 – 125 KV Range, 300 / 500* mA
- Rotating Anode X-Ray Tube
- 17"x17" Csl Tethered detector housed in cabinet
- Floor Mount DR-1 Prime Stand
- Electromagnetic Locking Mechanism
- Detector with tilting facility (0° - 90 °)
- Anatomical Programming (216) & Self-Diagnostics (Error Indications)
- Manual LED Collimator
- Mobile Radiography Table
- Desktop workstation with monitor (Optional)
- 4-way floating top mobile table (Optional)

Fixed X-ray Solutions



- 125KV, 400mA/500mA*/650** mA High Frequency Fixed X-Ray
- High Frequency, 32KW/40KW*/50KW** output X-Ray Generator
- 216 Anatomical Programming feature for precise selection of KV & mAs based on patient's anatomy
- Compatible Tables: BPL Plano (horizontal bucky tble); BPL Multio (5-position manual tilt table); BPL Floato (horizontal bucky table with floating top); BPL Moto (motorised table)
- Suitable for any clinical application and ideal for govt. hospital, medical institutions, corporate hospitals & diagnostic centers.



- 125KV, 500mA/300mA line frequency fixed X-Ray
- Alphanumeric LCD display with 4 X 20 characters for easy viewing
- Precise selection of KV (1KVp / Step)
- 155 anatomical programming features for precise selection of KV & mAs based on patient's anatomy
- Compatible tables: BPL Plano (horizontal Bucky table); BPL Multio (5-position manual tilt table); BPL Floato (horizontal Bucky table with floating top)



- Powered by an advanced user friendly operator console with soft touch control of all radiographic parameters
- Uses State-of-the-art Microcontroller to control various functions and features
- Equipped with an alphanumeric LCD Display
- X-Rad 100 has User Configurable Anatomical Programming
- 155 Anatomical Programs are present with pre-Set Keys for instant selection
- Self-Diagnostic Program
- X-Ray Counter with Password protection
- Memory to retain last selected factors
- 40 to 100 kVp in steps of 2 kVp only

Mobile X-ray Solutions



- 110kHz ultra high frequency technology ensures that only useful dose is produced over the entire duration of the exposure while suppressing the skin dose.
- 5 kw output X-Ray generator.
- 40kv-110kv, 100mA
- Stationary anode X-Ray tube with 1.8mm² smaller focal spot.
- Ergonomically design product with easy maneuverability & more storage space



- 110kHz ultra high frequency technology ensures that only useful dose is produced over the entire duration of the exposure while suppressing the skin dose.
- 3.5 kw output X-Ray generator.
- 40kv-110kv, 70mA
- Stationary anode X-Ray tube with 1.5mm² smaller focal spot.
- Ergonomically design product with easy maneuverability & more storage space



- 100KV, 100mA Line frequency mobile X-Ray
- Alphanumeric LCD display with 4 X 20 characters for easy viewing
- Precise selection of KV (2KVp / Step)
- 155 anatomical programming feature for precise selection of KV & mAs based on patient's anatomy
- Ergonomically design product with easy maneuverability & more storage space



BPL C-RAY Prime

- Italian High Frequency X-Ray Monoblock 3.5KW for proven quality & reliability
- Stationary Anode X-ray Tube Head with efficient Heat Management
- Reduced Leakage radiation thereby providing protection for the patient and the operator
- 19" LED/Medical grade* Full Touch Colored Control Panel with tilting and rotation facility
- live Fluoroscopy display on Control panel
- Modular Workstation with dual foldable high-resolution monitors
- Self-Diagnostics to minimize the downtime
- Patient's dose display (Real time / Cumulative)
- Fully Counter-balanced "C" provides stability during intra-operative examinations



C-Ray Pro Plus

- 110 KHz Ultra High Frequency, 3.5KW X-ray Generator for high quality images & reduced skin dose
- KV range: 40kv-110kv
- Stationary Anode X-ray Tube head with real time heat monitoring
- 7" Full Touch control panel which is intuitive and user friendly
- Multiple operating Modes - Continuous / Snapshot/ Boost Fluoro & Radiography modes
- Compact Workstation with 17' dual High-Resolution LED monitors/19' dual monochrome medical grid monitors*
- Compact device provides perfect mobility with smaller footprint
- Superior Ergonomic design for an efficient operation
- Auto saving of images for hassle free operation
- DICOM 3.0 send, CD/DVD data export*



*Intuitive & User friendly
7" Full Touch Control Panel*

Image Memory Variant

Ultrasound Solutions



E-CUBE 8/ CV/ LE#

- Latest i7 processor with SSD for high frame rate images.
- Transducers powered with PowerView™ to dissipate heat for stable images.
- A 21.5" high-definition LED main monitor and a 10.4" LED touch screen defined for convenience.
- CUBE Strain™ and TDI available for advance cardiac applications
- Advanced user interface with power presets to reduce key strokes.
- High performance linear transducers and 230° FOV for endovaginal images.



X-CUBE i8#

- 15.6 inch full HDLED monitor with IPS technology for clear high definition images
- 2 transducer ports extend your portability
- Upgraded X+ crystal signature transducer
- Premium imaging platform known for X+ Architecture
- Premium features like X+ Auto Biometry, X+ Auto Follicle and many more



E-CUBE i7#

- A portable machine built around a cart based system architecture with 15.6" LED screen.
- Optimal imaging suite with needle vision.
- Echocardiography available with TDI.
- Crystal signature™ (a single crystal technology) and high frequency probes available.
- A sliding keyboard cover, the first of its kind, reducing the stress on wrists.
- Tripple Connector Trolley



Ultrasound Solutions

X-CUBE 70#

- 23 inch full HDLED monitor with IPS technology & full screen imaging
- Single crystal & high-density wideband transducer for enhanced resolution & penetration
- Advanced features like shear wave Elastography, microvascular imaging & silhouette for enhanced diagnostic experience
- Premium imaging platform known for X+ Architecture
- Precise Diagnosis with Clear Images and Essential Tools
- 4 active and 1 parking transducer port



E-CUBE 12#

- A 21.5" high-definition LED main monitor with in -plane switching technology and a wider field of view.
- High sensitivity 10.4 touch screen defined for convenience.
- Diverse range of high performance transducer powered with Crystal Signature™ and PowerView™ technologies.
- The use of high-end hardware and an SSD enhances stability with a faster booting time.
- High density volume endocavity and volume convex transducer powered with Alpinion Volume Master™ and Volume Advance™ technologies.
- The E-CUBE 12 provides a user and patient-oriented design and workflow



E-CUBE 8 DIAMOND#

- Latest i7 processor with SSD for high frame rate images.
- Transducers powered with PowerView™ to dissipate heat for stable images.
- A 21.5" high-definition LED main monitor and a 10.4" LED touch screen defined for convenience.
- CUBE Strain™ and TDI available for advance cardiac applications
- Advanced user interface with power presets to reduce key strokes.
- High performance linear transducers and 230° FOV for endovaginal images.
- Articulating Arm
- Control panel height adjustment



**CSAT
GROUP**

CONSTRUIRE &
SOIGNER
AFRIQUE
TANDIA

www.csatafrique.org